

Artificial Biochemistry

Combining Stochastic Collectives

Luca Cardelli

Microsoft Research

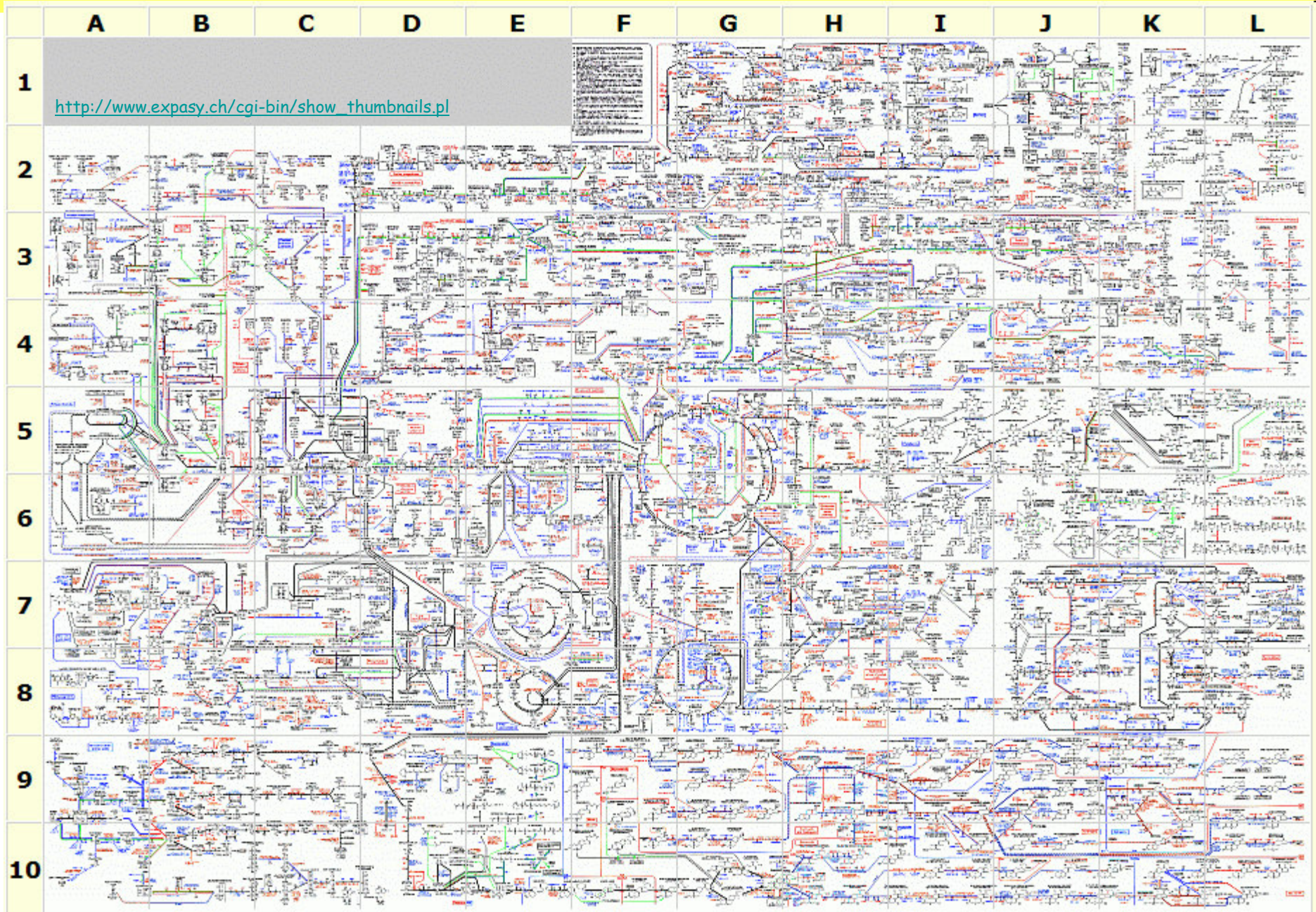
Dagstuhl 2006-04-20

www.luca.demon.co.uk

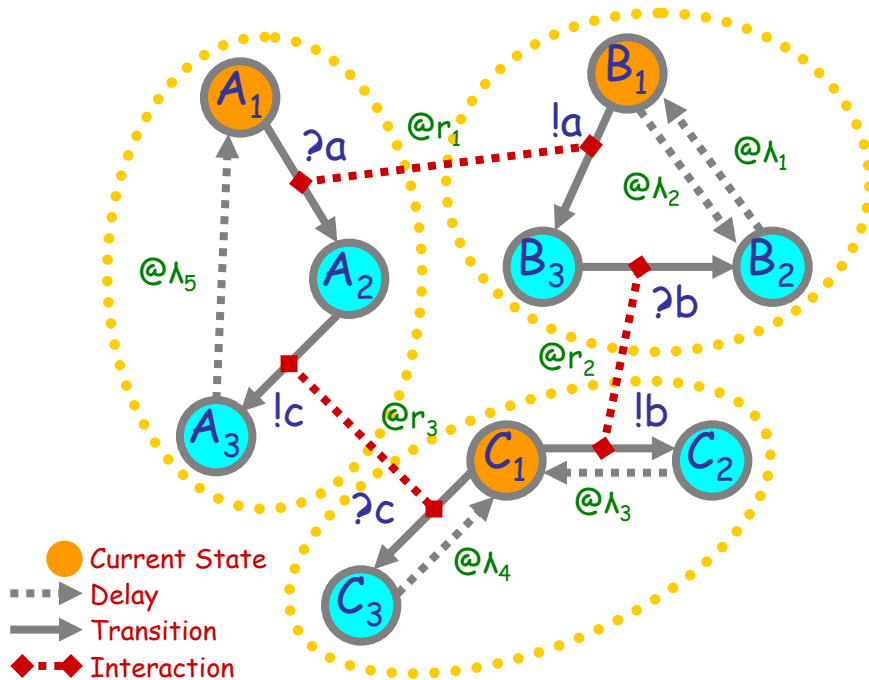
Stochastic Collectives

- “Collective”:
 - A large set of interacting finite state automata:
 - Not quite language automata (“large set”)
 - Not quite cellular automata (“interacting” but not on a grid)
 - Not quite process algebra (“finite state” and “collective”)
 - Not quite calculus (rate of change of “automata”??)
 - Cf. “multi-agent systems” and “swarm intelligence”
- “Stochastic”:
 - Interactions have *rates*
- Very much like biochemistry
 - Which is a large set of stochastically interacting molecules/proteins
 - Are proteins **finite state** and subject to automata-like **transitions**?
 - Let’s say they are, at least because:
 - Much of the knowledge being accumulated in Systems Biology is described as state transition diagrams [Kitano].

Even More State Transitions



Interacting Automata



Communicating automata: a graphical FSA-like notation for "finite state restriction-free π -calculus processes". **Interacting automata** do not even exchange values on communication.

The stochastic version has *rates* on communications, and delays.

"Finite state" means: no composition or restriction inside recursion.

Analyzable by standard Markovian techniques, by first computing the "product automata" to obtain the underlying finite Markov transition system. [Buchholz]

new a@r₁
new b@r₂
new c@r₃

Communication channels

A₁ = ?a; A₂
A₂ = !c; A₃
A₃ = @λ₅; A₁

B₁ = @λ₂; B₂ + !a; B₃
B₂ = @λ₁; B₁
B₃ = ?b; B₂

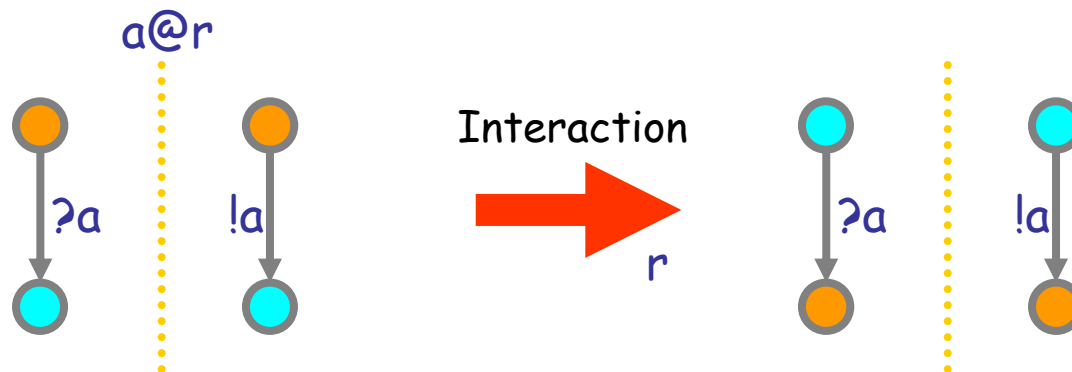
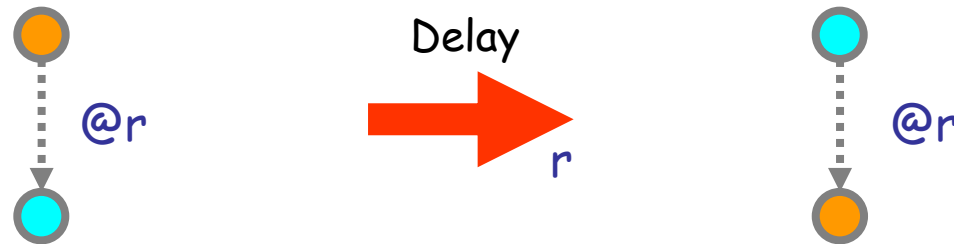
C₁ = !b; C₂ + ?c; C₃
C₂ = @λ₃; C₁
C₃ = @λ₄; C₂

Automata

A₁ | B₁ | C₁

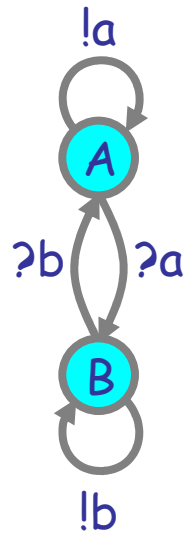
The system and initial state

Interacting Automata Transition Rules



- Current State
- Delay
- Transition

Groupies and Celebrities



Celebrity

(does not want to be like somebody else)

```
directive sample 0.1 1000
```

```
directive plot A(); B()
```

```
new a@1.0:chan()
```

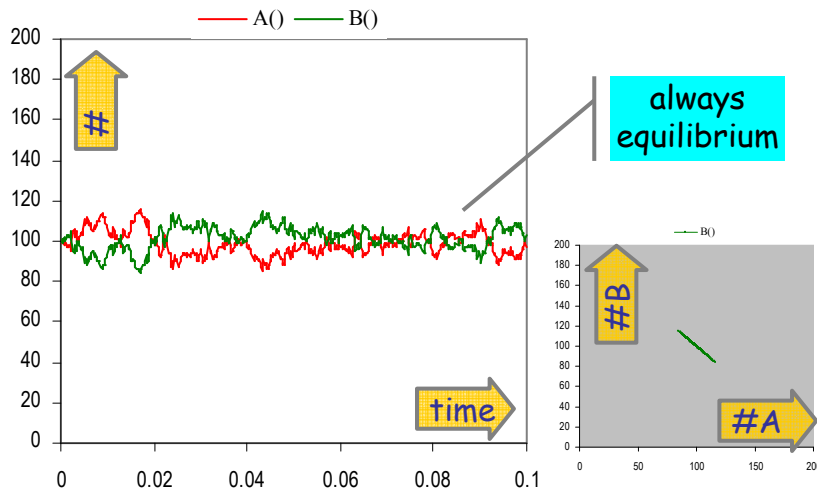
```
new b@1.0:chan()
```

```
let A() = do !a; A() or ?a; B()
```

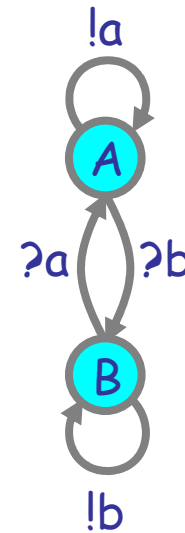
```
and B() = do !b; B() or ?b; A()
```

```
run 100 of (A() | B())
```

A stochastic collective of celebrities:



Stable because as soon as a A finds itself in the majority, it is more likely to find somebody in the same state, and hence change, so the majority is weakened.



Groupie

(wants to be like somebody different)

```
directive sample 5.0 1000
```

```
directive plot A(); B()
```

```
new a@1.0:chan()
```

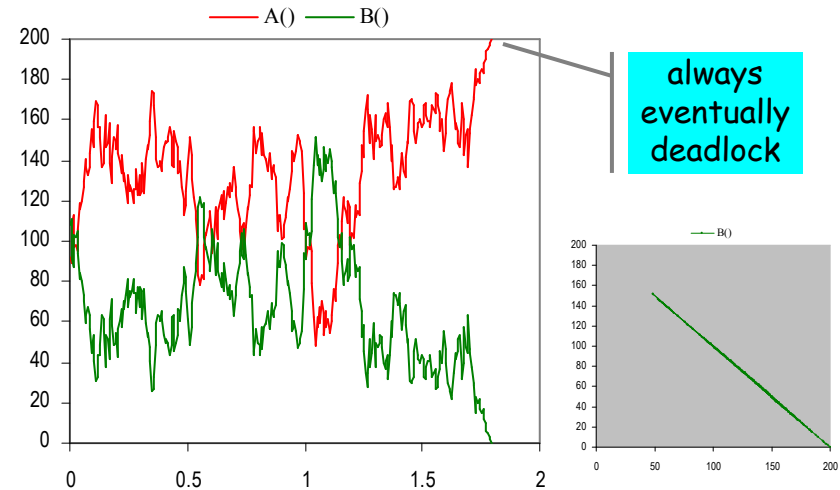
```
new b@1.0:chan()
```

```
let A() = do !a; A() or ?b; B()
```

```
and B() = do !b; B() or ?a; A()
```

```
run 100 of (A() | B())
```

A stochastic collective of groupies:

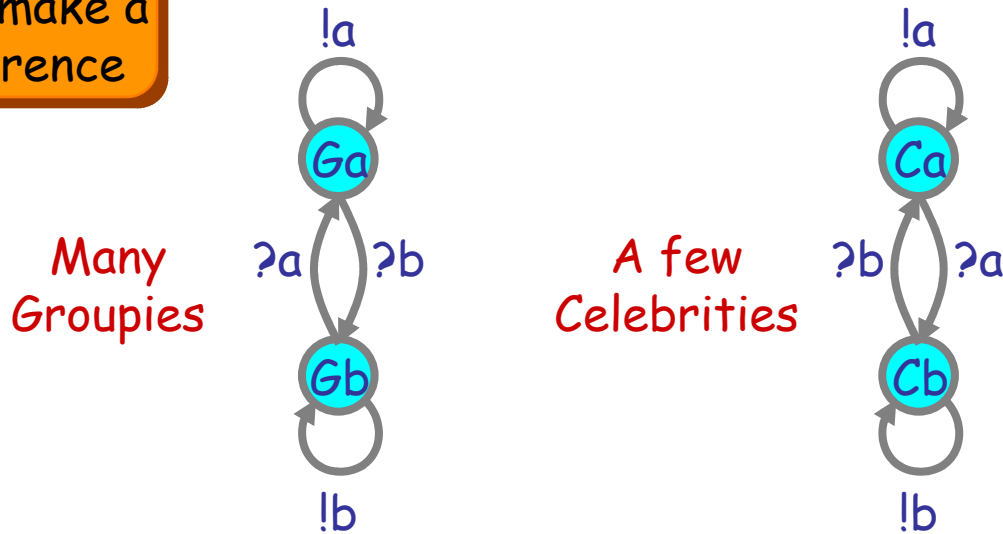


Unstable because within an A majority, an A has difficulty finding a B to emulate, but the few B's have plenty of A's to emulate, so the majority may switch to B. Leads to deadlock when everybody is in the same state and there is nobody different to emulate.

Both Together

A tiny bit of "noise" can make a huge difference

A way to break the deadlocks: Groupies with just a few Celebrities



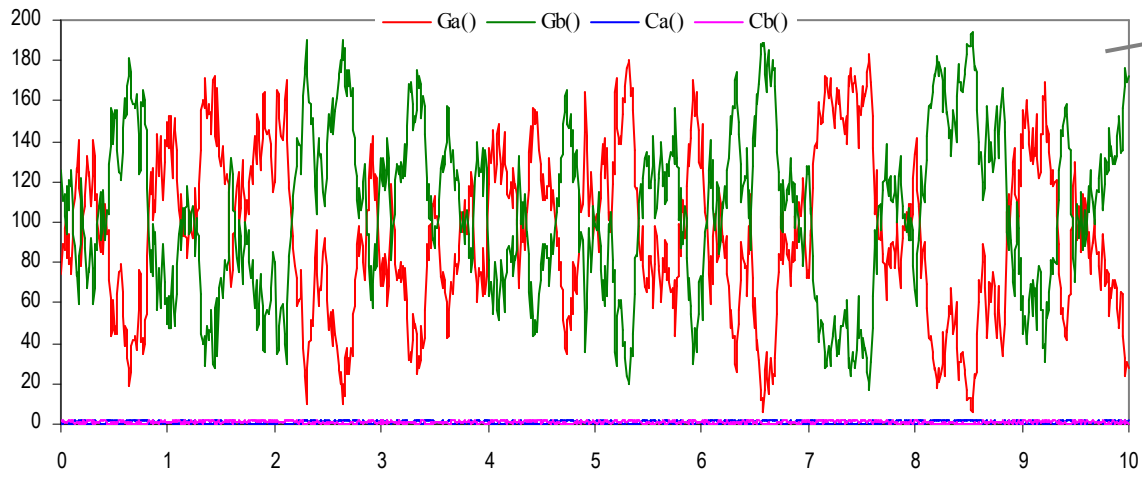
```
directive sample 10.0 1000
directive plot Ga(); Gb(); Ca(); Cb()

new a@1.0:chan()
new b@1.0:chan()

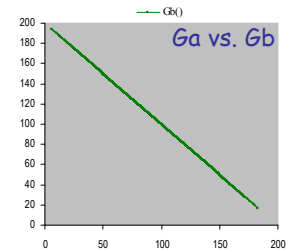
let Ca() = do !a; Ca() or ?a; Cb()
and Cb() = do !b; Cb() or ?b; Ca()

let Ga() = do !a; Ga() or ?b; Gb()
and Gb() = do !b; Gb() or ?a; Ga()

run 1 of (Ca() | Cb())
run 100 of (Ga() | Gb())
```

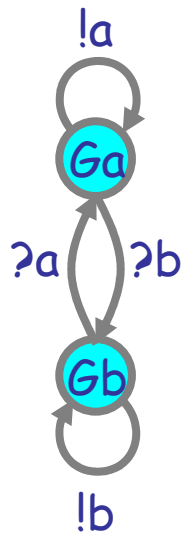


never deadlock

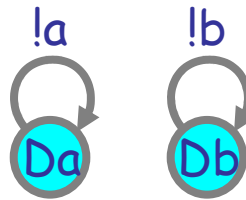


Doped Groupies

A similar way to break the deadlocks: destabilize the groupies by a small perturbation.



Groupie



Doping⁽¹⁾

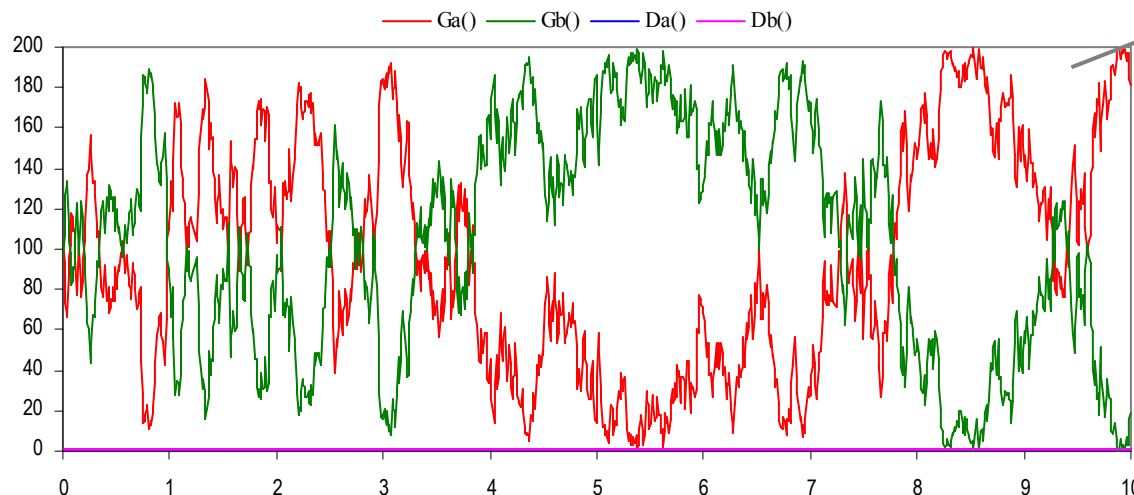
```
directive sample 10.0 1000
directive plot Ga(); Gb(); Da(); Db()
```

```
new a@1.0:chan()
new b@1.0:chan()
```

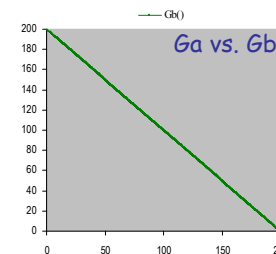
```
let Ga() = do !a; Ga() or ?b; Gb()
and Gb() = do !b; Gb() or ?a; Ga()
```

```
let Da() = !a; Da()
and Db() = !b; Db()
```

```
run 1 of (Da() | Db())
run 100 of (Ga() | Gb())
```



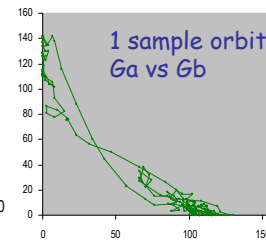
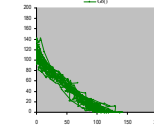
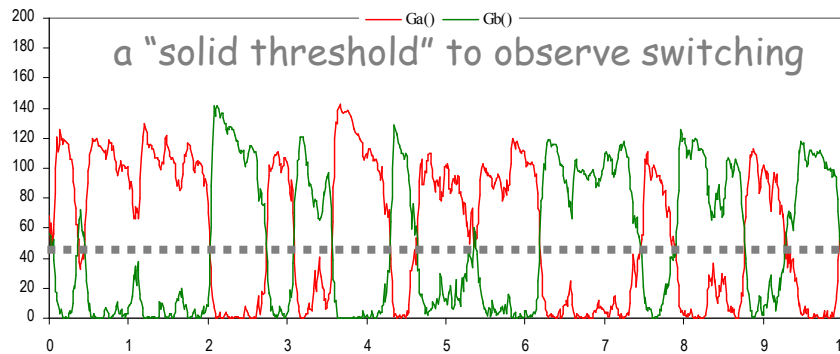
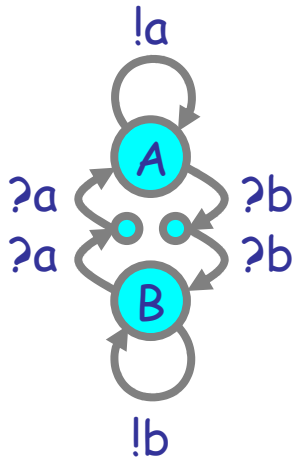
never
deadlock



⁽¹⁾A technical term in microelectronics

Hysteric Groupies

We can get more regular behavior from groupies if they "need more convincing", or "hysteresis" (history-dependence), to switch states.



```
directive sample 10.0 1000
directive plot Ga(); Gb()

new a@1.0:chan()
new b@1.0:chan()

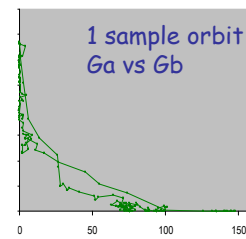
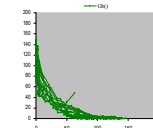
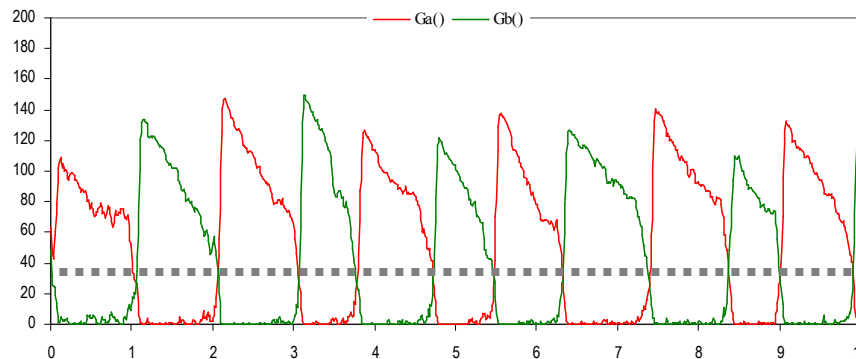
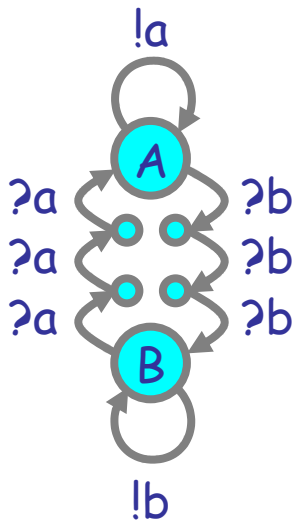
let Ga() = do !a; Ga() or ?b; ?b; Gb()
and Gb() = do !b; Gb() or ?a; ?a; Ga()

let Da() = !a; Da()
and Db() = !b; Db()

run 100 of (Ga() | Gb())
run 1 of (Da() | Db())
```



N.B.: It will not oscillate without doping (noise)



```
directive sample 10.0 1000
directive plot Ga(); Gb()

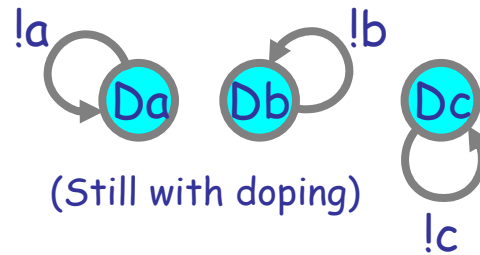
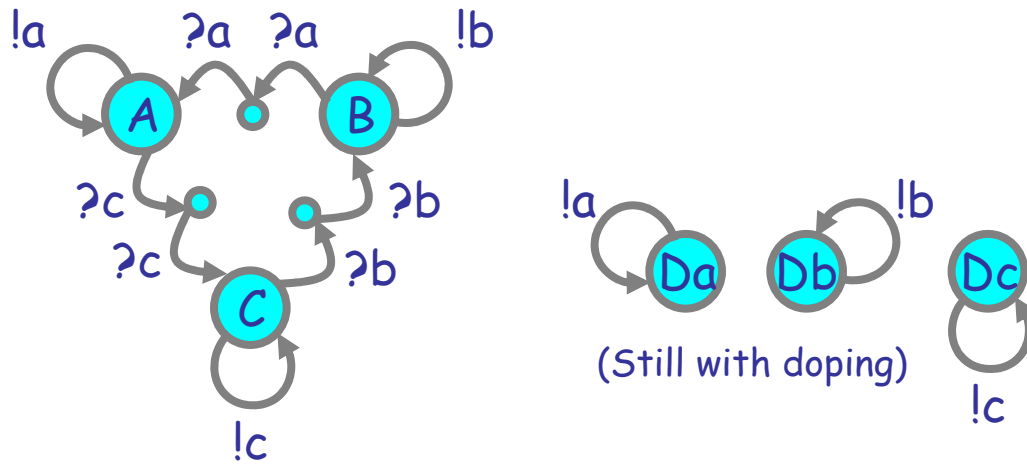
new a@1.0:chan()
new b@1.0:chan()

let Ga() = do !a; Ga() or ?b; ?b; ?b; Gb()
and Gb() = do !b; Gb() or ?a; ?a; ?a; Ga()

let Da() = !a; Da()
and Db() = !b; Db()

run 100 of (Ga() | Gb())
run 1 of (Da() | Db())
```

Hysteric 3-Way Groupies



(Still with doping)

```
directive sample 3.0 1000
directive plot A(); B(); C()
```

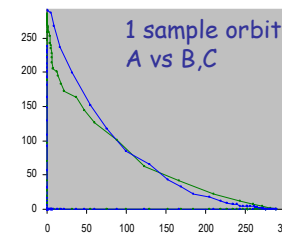
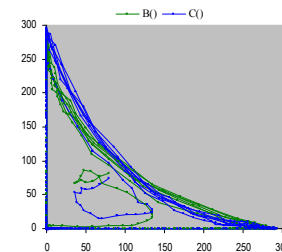
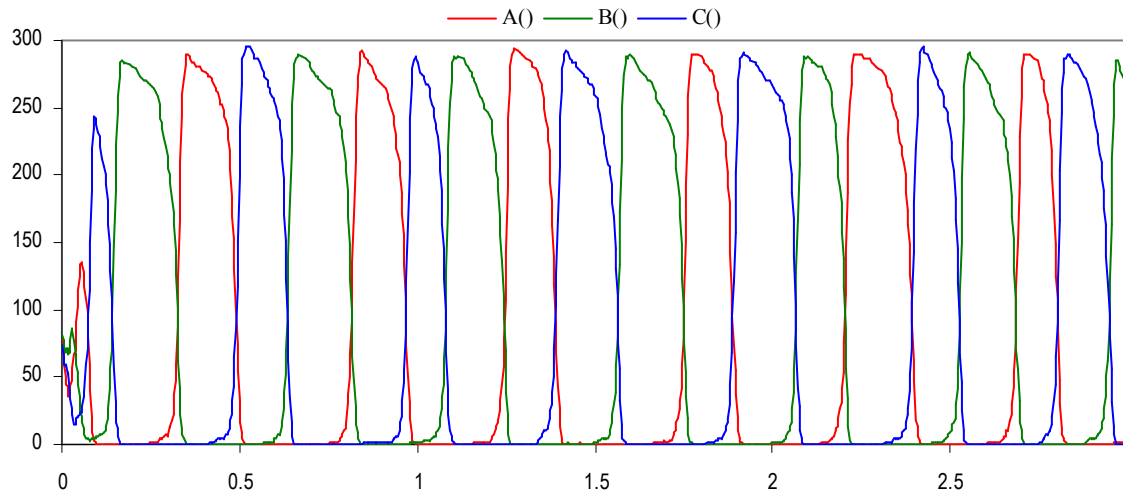
```
new a@1.0:chan()
new b@1.0:chan()
new c@1.0:chan()
```

```
let A() = do !a; A() or ?c; ?c; C()
and B() = do !b; B() or ?a; ?a; A()
and C() = do !c; C() or ?b; ?b; B()
```

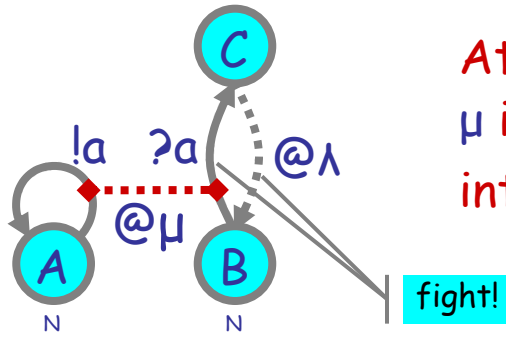
```
let Da() = !a; Da()
and Db() = !b; Db()
and Dc() = !c; Dc()
```

```
run 100 of (A() | B() | C())
run 1 of (Da() | Db() | Dc())
```

N.B.: It will not oscillate without doping (noise)



The Strength of Populations



At size $2N$, on a shared channel,
 μ is N times stronger than λ :
 interaction easily wins over delay.

```
directive sample 0.01 1000
directive plot B()

val lam = 1000.0
val mu = 1.0

new a@mu:chan
let A() = !a; A()
and B() = ?a; C()
and C() = delay@lam; B()

run 1000 of (A() | B())
```

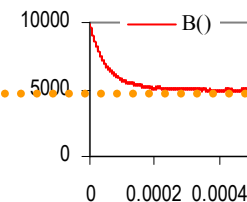
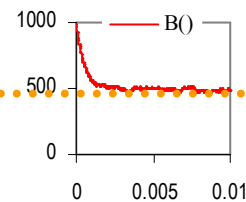
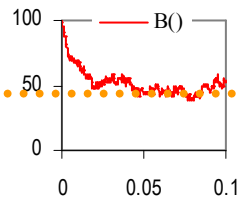
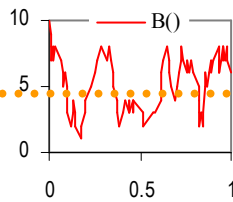
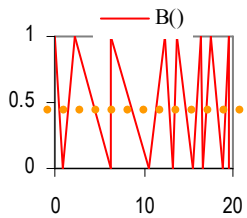
$N=1$
 $\lambda=1$
 $\mu=1$

$N=10$
 $\lambda=10$
 $\mu=1$

$N=100$
 $\lambda=100$
 $\mu=1$

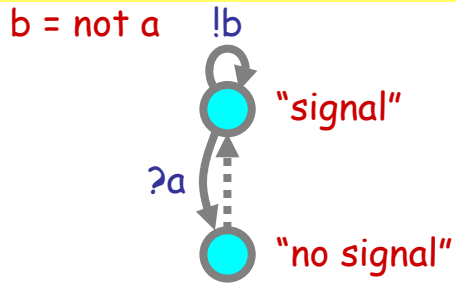
$N=1000$
 $\lambda=1000$
 $\mu=1$

$N=10000$
 $\lambda=10000$
 $\mu=1$

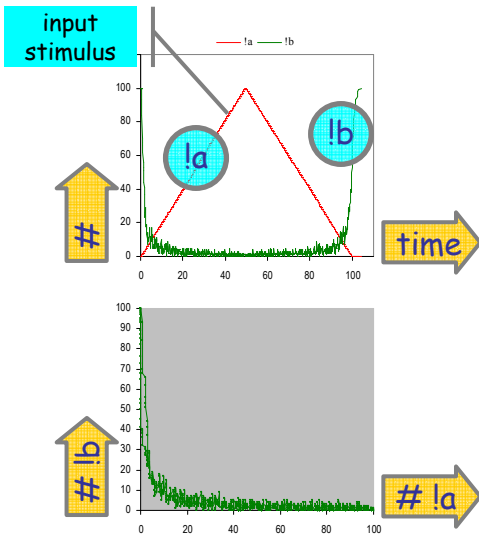


Equilibrium

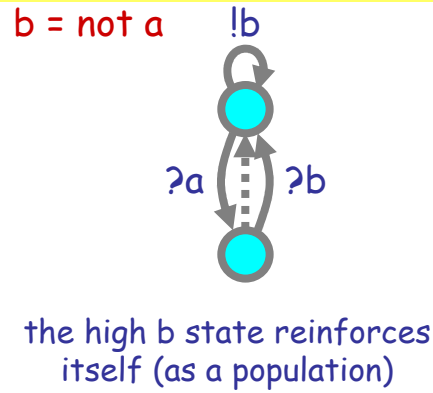
Boolean Inverter Collectives



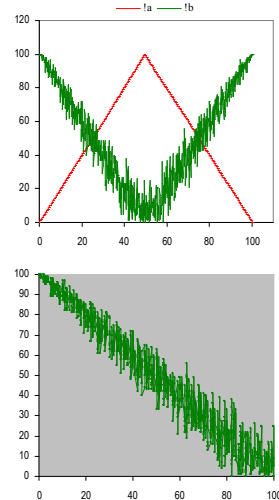
in presence of a, b goes low
in absence of a, b goes high



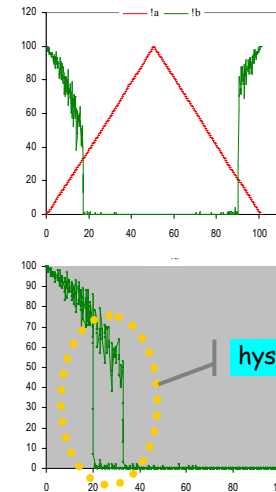
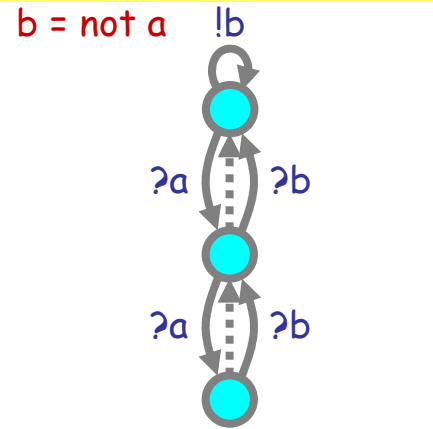
```
directive sample 110.0 1000
directive plot la, lb
new a@1.0 chan new b@1.0 chan
let Inv_h(a:chan, b:chan) =
  do la: Inv_h(a,b)
  or ?a: Inv_h(a,b)
  and Inv_h(a:chan, b:chan) =
  delay@1.0: Inv_h(a,b)
run 100 of Inv_h(a,b)
let clock(t:float, tickchan) = (* sends a tick every t time *)
  (val t1 = 1/100.0 val d = 1.0/H (* by 100-step erlang timers *)
  let step(n:int) = if n=0 then tick: clock(t, tick) else delay@d: step(n-1)
  run step(100))
let SI(a:chan, tickchan) = do la: SI(a, tick) or Ptick ()
let SN(n:int, t:float, a:chan, tickchan, tickchan) =
  if n=0 then clock(t, tick) else Ptick (SI(a, tick) | SN(n-1, t, a, tick, tick))
let raisingfalling(a:chan, n:int, t:float) =
  (new tickchan new tickchan
  run (clock(t, tick) | SN(n, t, a, tick, tick)))
run raisingfalling(a, 100, 0.5)
```



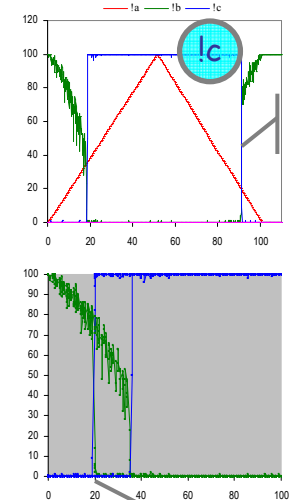
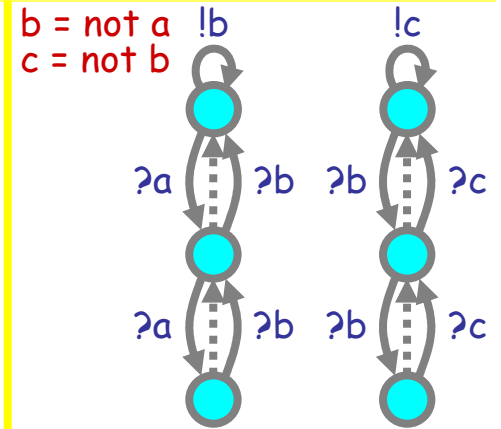
the high b state reinforces
itself (as a population)



```
directive sample 110.0 1000
directive plot la, lb
new a@1.0 chan new b@1.0 chan
let Inv_h(a:chan, b:chan) =
  do la: Inv_h(a,b)
  or ?a: Inv_h(a,b)
  and Inv_h(a:chan, b:chan) =
  do ?a: Inv_h(a,b)
  or delay@1.0: Inv_h(a,b)
run 100 of Inv_h(a,b)
let clock(t:float, tickchan) = (* sends a tick every t time *)
  (val t1 = 1/100.0 val d = 1.0/H (* by 100-step erlang timers *)
  let step(n:int) = if n=0 then tick: clock(t, tick) else delay@d: step(n-1)
  run step(100))
let SI(a:chan, tickchan) = do la: SI(a, tick) or Ptick ()
let SN(n:int, t:float, a:chan, tickchan, tickchan) =
  if n=0 then clock(t, tick) else Ptick (SI(a, tick) | SN(n-1, t, a, tick, tick))
let raisingfalling(a:chan, n:int, t:float) =
  (new tickchan new tickchan
  run (clock(t, tick) | SN(n, t, a, tick, tick)))
run raisingfalling(a, 100, 0.5)
```



```
directive sample 110.0 1000
directive plot la, lb
new a@1.0 chan new b@1.0 chan
let Inv2_h(a:chan, b:chan) =
  do la: Inv2_h(a,b) or ?a: Inv2_m(a,b)
  and Inv2_m(a:chan, b:chan) =
  do ?a: Inv2_h(a,b) or delay@1.0: Inv2_h(a,b)
  or ?a: Inv2_h(a,b)
  and Inv2_h(a:chan, b:chan) =
  do ?a: Inv2_m(a,b) or delay@1.0: Inv2_m(a,b)
run 100 of Inv2_h(a,b)
let clock(t:float, tickchan) = (* sends a tick every t time *)
  (val t1 = 1/100.0 val d = 1.0/H (* by 100-step erlang timers *)
  let step(n:int) = if n=0 then tick: clock(t, tick) else delay@d: step(n-1)
  run step(100))
let SI(a:chan, tickchan) = do la: SI(a, tick) or Ptick ()
let SN(n:int, t:float, a:chan, tickchan, tickchan) =
  if n=0 then clock(t, tick) else Ptick (SI(a, tick) | SN(n-1, t, a, tick, tick))
let raisingfalling(a:chan, n:int, t:float) =
  (new tickchan new tickchan
  run (clock(t, tick) | SN(n, t, a, tick, tick)))
run raisingfalling(a, 100, 0.5)
```

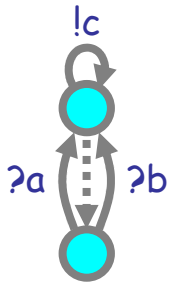


```
directive sample 110.0 1000
directive plot la, lb, lc, ld
new a@1.0 chan new b@1.0 chan new c@1.0 chan
let Inv2_h(a:chan, b:chan) =
  do la: Inv2_h(a,b) or ?a: Inv2_m(a,b)
  and Inv2_m(a:chan, b:chan) =
  do ?a: Inv2_h(a,b) or delay@1.0: Inv2_h(a,b)
  or ?a: Inv2_h(a,b)
  and Inv2_h(a:chan, b:chan) =
  do ?a: Inv2_m(a,b) or delay@1.0: Inv2_m(a,b)
run 100 of (Inv2_h(a,b) | Inv2_h(b,c))
let clock(t:float, tickchan) = (* sends a tick every t time *)
  (val t1 = 1/100.0 val d = 1.0/H (* by 100-step erlang timers *)
  let step(n:int) = if n=0 then tick: clock(t, tick) else delay@d: step(n-1)
  run step(100))
let SI(a:chan, tickchan) = do la: SI(a, tick) or Ptick ()
let SN(n:int, t:float, a:chan, tickchan, tickchan) =
  if n=0 then clock(t, tick) else Ptick (SI(a, tick) | SN(n-1, t, a, tick, tick))
let raisingfalling(a:chan, n:int, t:float) =
  (new tickchan new tickchan
  run (clock(t, tick) | SN(n, t, a, tick, tick)))
run raisingfalling(a, 100, 0.5)
```

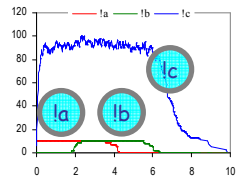
zero-point noise
resistant

Boolean Gate Collectives

$c = a \text{ or } b$



Inputs:
10 Ia for 4t
2t; 10 Ib for 4t



```
directive sample 10.0 1000
directive plot Ia Ib Ic

new a@1.0chan new b@1.0chan new c@1.0chan
val del = 1.0

let Or_h(a:chan, b:chan, c:chan) =
do Ia: Or_h(a,b,c) or delay@del: Or_h(a,b,c)
and Or_h(b,c) or delay@del: Or_h(a,b,c)
do Ia: Or_h(a,b,c) or Ia: Or_h(a,b,c)

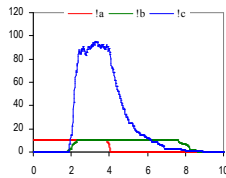
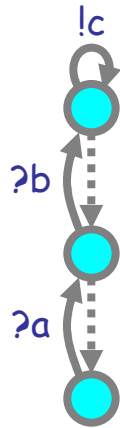
run 100 of Or_h(a,b,c)

let clock(float, tickchan) = (* sends a tick every 1 time *)
(val ti = 1/200.0 val d = 1.0/H)
let step(int) =
if #=0 then tick: clock(t, tick) else delay@d: step(n-1)
run step(200)

let S_a(tickchan) = do Ia: S_a(tick) or Phick ()
let S_b(tickchan) = Phick S_b(tick)
and S_b1(tickchan) = do Ib: S_b1(tick) or Phick S_b2(tick)
and S_b2(tickchan) = do Ib: S_b2(tick) or Phick ()

run 10 of (new tickchan run (clock(4.0, tick) | S_a(tick)))
run 10 of (new tickchan run (clock(2.0, tick) | S_b1(tick)))
```

$c = a \text{ and } b$



```
directive sample 10.0 1000
directive plot Ia Ib Ic

new a@1.0chan new b@1.0chan new c@1.0chan
val del = 1.0

let And_h(a:chan, b:chan, c:chan) =
do Ia: And_h(a,b,c) or delay@del: And_h(a,b,c)
and And_h(b,c) or delay@del: And_h(a,b,c)
do Ia: And_h(a,b,c) or delay@del: And_h(a,b,c)
and And_h(b,c) or delay@del: And_h(a,b,c)

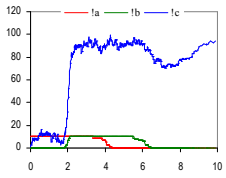
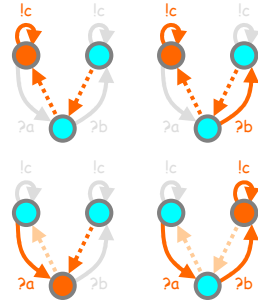
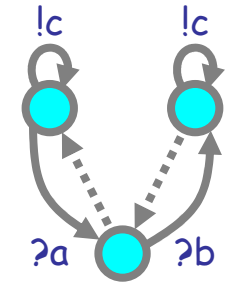
run 100 of And_h(a,b,c)

let clock(float, tickchan) = (* sends a tick every 1 time *)
(val ti = 1/200.0 val d = 1.0/H)
let step(int) =
if #=0 then tick: clock(t, tick) else delay@d: step(n-1)
run step(200)

let S_a(tickchan) = do Ia: S_a(tick) or Phick ()
let S_b(tickchan) = Phick S_b(tick)
and S_b1(tickchan) = do Ib: S_b1(tick) or Phick S_b2(tick)
and S_b2(tickchan) = do Ib: S_b2(tick) or Phick ()

run 10 of (new tickchan run (clock(4.0, tick) | S_a(tick)))
run 10 of (new tickchan run (clock(2.0, tick) | S_b1(tick)))
```

$c = a \text{ imply } b$



```
directive sample 10.0 1000
directive plot Ia Ib Ic

new a@1.0chan new b@1.0chan new c@1.0chan
val del = 1.0

let Im_h(a:chan, b:chan, c:chan) =
do Ia: Im_h(a,b,c) or delay@del: Im_h(a,b,c)
and Im_h(b,c) or delay@del: Im_h(a,b,c)
do Ia: Im_h(a,b,c) or delay@del: Im_h(a,b,c)
and Im_h(b,c) or delay@del: Im_h(a,b,c)

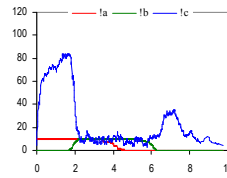
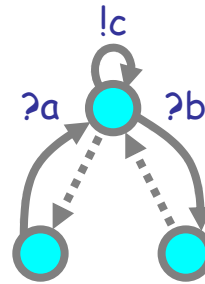
run 100 of Im_h(a,b,c)

let clock(float, tickchan) = (* sends a tick every 1 time *)
(val ti = 1/200.0 val d = 1.0/H)
let step(int) =
if #=0 then tick: clock(t, tick) else delay@d: step(n-1)
run step(200)

let S_a(tickchan) = do Ia: S_a(tick) or Phick ()
let S_b(tickchan) = Phick S_b(tick)
and S_b1(tickchan) = do Ib: S_b1(tick) or Phick S_b2(tick)
and S_b2(tickchan) = do Ib: S_b2(tick) or Phick ()

run 10 of (new tickchan run (clock(4.0, tick) | S_a(tick)))
run 10 of (new tickchan run (clock(2.0, tick) | S_b1(tick)))
```

$c = a \text{ unless } b$



```
directive sample 10.0 1000
directive plot Ia Ib Ic

new a@1.0chan new b@1.0chan new c@1.0chan
val del = 1.0

let Un_h(a:chan, b:chan, c:chan) =
do Ia: Un_h(a,b,c) or delay@del: Un_h(a,b,c)
and Un_h(b,c) or delay@del: Un_h(a,b,c)
do Ia: Un_h(a,b,c) or delay@del: Un_h(a,b,c)
and Un_h(b,c) or delay@del: Un_h(a,b,c)

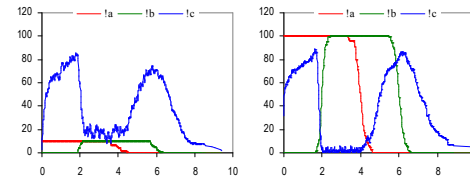
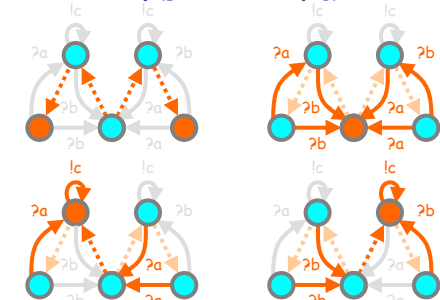
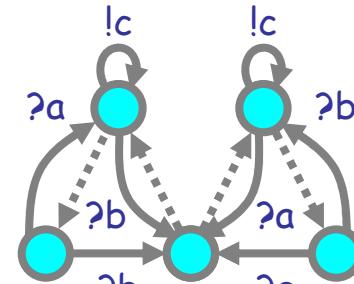
run 50 of (Un_h(a,b,c) | Un_h(a,b,c))

let clock(float, tickchan) = (* sends a tick every 1 time *)
(val ti = 1/200.0 val d = 1.0/H)
let step(int) =
if #=0 then tick: clock(t, tick) else delay@d: step(n-1)
run step(200)

let S_a(tickchan) = do Ia: S_a(tick) or Phick ()
let S_b(tickchan) = Phick S_b(tick)
and S_b1(tickchan) = do Ib: S_b1(tick) or Phick S_b2(tick)
and S_b2(tickchan) = do Ib: S_b2(tick) or Phick ()

run 10 of (new tickchan run (clock(4.0, tick) | S_a(tick)))
run 10 of (new tickchan run (clock(2.0, tick) | S_b1(tick)))
```

$c = a \text{ xor } b$



```
directive sample 10.0 1000
directive plot Ia Ib Ic

new a@1.0chan new b@1.0chan new c@1.0chan

let Xor_h(a:chan, b:chan, c:chan) =
do Ia: Xor_h(a,b,c) or delay@del: Xor_h(a,b,c)
and Xor_h(b,c) or delay@del: Xor_h(a,b,c)
do Ia: Xor_h(a,b,c) or delay@del: Xor_h(a,b,c)
and Xor_h(b,c) or delay@del: Xor_h(a,b,c)

run 50 of (Xor_h(a,b,c) | Xor_h(a,b,c))

let clock(float, tickchan) = (* sends a tick every 1 time *)
(val ti = 1/200.0 val d = 1.0/H)
let step(int) =
if #=0 then tick: clock(t, tick) else delay@d: step(n-1)
run step(200)

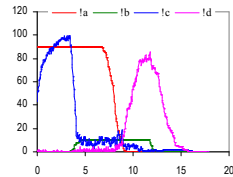
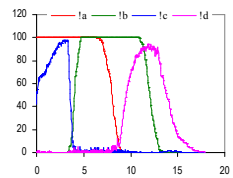
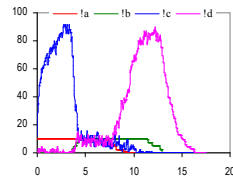
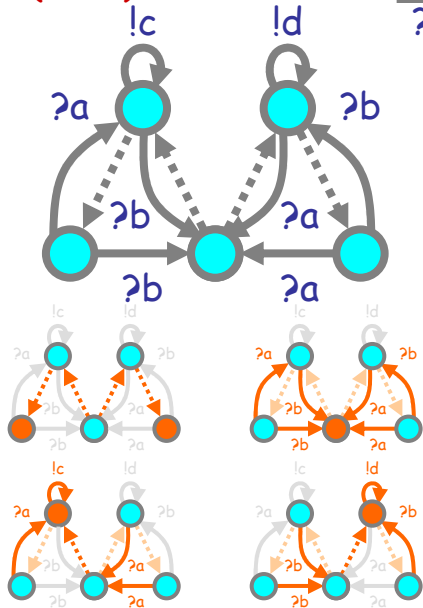
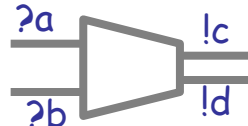
let S_a(tickchan) = do Ia: S_a(tick) or Phick ()
let S_b(tickchan) = Phick S_b1(tick)
and S_b1(tickchan) = do Ib: S_b1(tick) or Phick S_b2(tick)
and S_b2(tickchan) = do Ib: S_b2(tick) or Phick ()

run 10 of (new tickchan run (clock(4.0, tick) | S_a(tick)))
run 10 of (new tickchan run (clock(2.0, tick) | S_b1(tick)))
```

Xor as an Op Amp

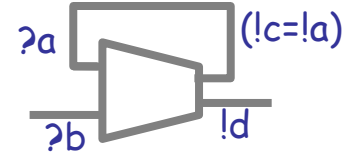
$$c = A*(a - b)$$

$$d = A*(b - a)$$



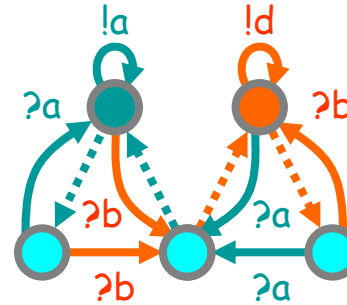
Follower (a standard OpAmp trick)

$a=0 \ b=0 \Rightarrow d=b-a=0 \ a=c=a-b=0$
 $a=0 \ b=1 \Rightarrow d=b-a=1 \ a=c=a-b=0$
 $a=1 \ b=0 \Rightarrow d=b-a=0 \ a=c=a-b=1$
 $a=1 \ b=1 \Rightarrow d=b-a=0 \ a=c=a-b=0$
 hence $d=1$ at next step

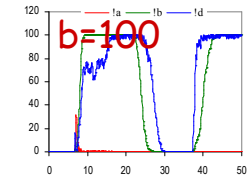
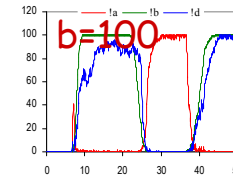
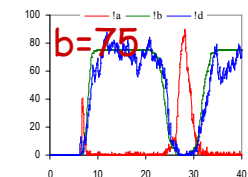
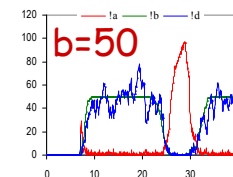
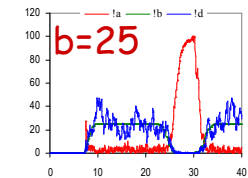
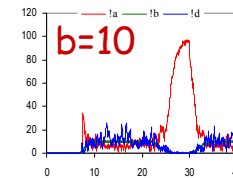


"Noninverting Configuration"

hence $d=b$



$d=b$ analog response!!



$a=100$ may or may not happen

```

directive sample 20.0 1000
directive plot !a !b !c !d

new @!0.0 chan new @!1.0 chan new @!2.0 chan new @!3.0 chan

let Xor_hi_a(a:chan, b:chan, c:chan, d:chan) =
do !c: Xor_hi_a(a,b,c,d) or !a: Xor_lo_ab(a,b,c,d) or delay@!1.0: Xor_lo_a(a,b,c,d)
and Xor_hi_b(a:chan, b:chan, c:chan, d:chan) =
do !d: Xor_hi_b(a,b,c,d) or !a: Xor_lo_ab(a,b,c,d) or delay@!1.0: Xor_lo_b(a,b,c,d)
and Xor_lo_a(a:chan, b:chan, c:chan, d:chan) =
do !a: Xor_hi_a(a,b,c,d) or !b: Xor_lo_ab(a,b,c,d)
and Xor_lo_b(a:chan, b:chan, c:chan, d:chan) =
do !b: Xor_hi_b(a,b,c,d) or !a: Xor_lo_ab(a,b,c,d)
and Xor_lo_ab(a:chan, b:chan, c:chan, d:chan) =
do delay@!1.0: Xor_hi_a(a,b,c,d) or delay@!1.0: Xor_hi_b(a,b,c,d)

run 50 of (Xor_lo_a(a,b,c,d) | Xor_lo_b(a,b,c,d))

let clock(t:float, tickchan) = (* sends a tick every 1 time *)
(val t1 = 1/2000.0 val d = 1.0/h)
let step(n:int) =
if n=0 then tick: clock(t, tick) else delay@d: step(n-1)
run step(200)

let S_a(tickchan) = do !a: S_a(tick) or !tick: ()
let S_b(tickchan) = do !b: S_b(tick) or !tick: ()
and S_b1(tickchan) = do !b: S_b1(tick) or !tick: S_b2(tick)
and S_b2(tickchan) = do !b: S_b2(tick) or !tick: ()

run 100 of (new tickchan run (clock(8.0, tick) | S_a(tick)))
run 100 of (new tickchan run (clock(4.0, tick) | S_b(tick)))
  
```

```

directive sample 40.0 1000
directive plot !a !b !c !d

new @!1.0 chan new @!2.0 chan new @!3.0 chan

let Xor_hi_a(a:chan, b:chan, c:chan, d:chan) =
do !c: Xor_hi_a(a,b,c,d) or !a: Xor_lo_ab(a,b,c,d) or delay@!1.0: Xor_lo_a(a,b,c,d)
and Xor_hi_b(a:chan, b:chan, c:chan, d:chan) =
do !d: Xor_hi_b(a,b,c,d) or !a: Xor_lo_ab(a,b,c,d) or delay@!1.0: Xor_lo_b(a,b,c,d)
and Xor_lo_a(a:chan, b:chan, c:chan, d:chan) =
do !a: Xor_hi_a(a,b,c,d) or !b: Xor_lo_ab(a,b,c,d)
and Xor_lo_b(a:chan, b:chan, c:chan, d:chan) =
do !b: Xor_hi_b(a,b,c,d) or !a: Xor_lo_ab(a,b,c,d)
and Xor_lo_ab(a:chan, b:chan, c:chan, d:chan) =
do delay@!1.0: Xor_hi_a(a,b,c,d) or delay@!1.0: Xor_hi_b(a,b,c,d)

run 50 of (Xor_lo_a(a,b,c,d) | Xor_lo_b(a,b,c,d))

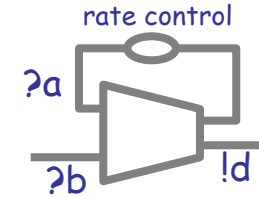
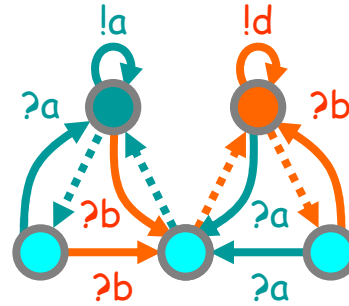
let clock(t:float, tickchan) = (* sends a tick every 1 time *)
(val t1 = 1/2000.0 val d = 1.0/h)
let step(n:int) =
if n=0 then tick: clock(t, tick) else delay@d: step(n-1)
run step(200)

let S_b1(tickchan) = !tick: S_b1(tick)
and S_b2(tickchan) = do !b: S_b2(tick) or !tick: S_b2(tick)
and S_b3(tickchan) = !tick: S_b3(tick)
and S_b4(tickchan) = !b: S_b4(tick)

run 10 of (new tickchan run (clock(8.0, tick) | S_b1(tick)))
  
```

Changing the OpAmp Gain

An OpAmp provides "infinite" differential amplification, but a stable finite amplification can be obtained by a feedback loop with a load splitter (the *follower* is a special case of that, which gives gain 1). The equivalent here is simply changing the rate on the feedback link.



```

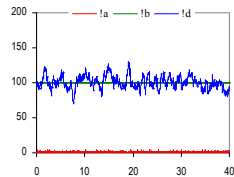
directive sample 40:0:1000
directive plot Ia Ib Id

new a@1:0:chan new b@1:0:chan new d@1:0:chan

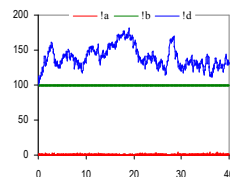
let Xor_hi_a[chan, b:chan, c:chan, d:chan] =
do Ic: Xor_hi_a(b:c:d) or Pb: Xor_la_ab(b:c:d) or delay@1:0: Xor_la_ab(b:c:d)
and Xor_hi_b[chan, b:chan, c:chan, d:chan] =
do Id: Xor_hi_b(b:c:d) or Pa: Xor_la_ab(b:c:d) or delay@1:0: Xor_la_ab(b:c:d)
and Xor_la_ab[chan, b:chan, c:chan, d:chan] =
do Pa: Xor_hi_a(b:c:d) or Pb: Xor_la_ab(b:c:d)
and Xor_la_b[chan, b:chan, c:chan, d:chan] =
do Pa: Xor_hi_b(b:c:d) or Pb: Xor_la_ab(b:c:d)
and Xor_la_ab(b:chan, b:chan, c:chan, d:chan) =
do delay@1:0: Xor_hi_a(b:c:d) or delay@1:0: Xor_hi_b(b:c:d)

run 100 of (Xor_la_a(b:a:d) | Xor_la_b(a:b:d))
run 100 of replicate Ib
    
```

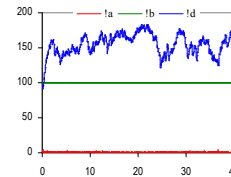
$$[d] = [b]/\text{rate}(a)$$



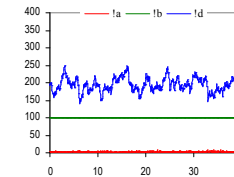
b=100
a@1.0
d gain 1.0
#OpAmp=200



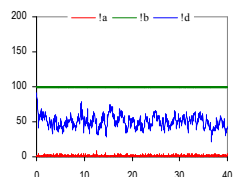
b=100
a@0.75
d gain 1.33
#OpAmp=200



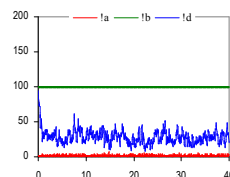
b=100
a@0.6
d gain 1.66
#OpAmp=200



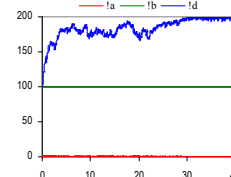
b=100
a@0.5
d gain 2.00
#OpAmp=400
(non saturated)



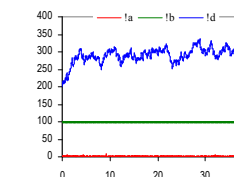
b=100
a@2.0
d gain 0.5
#OpAmp=200



b=100
a@4.0
d gain 0.25
#OpAmp=200



b=100
a@0.5
d gain 2.00
#OpAmp=200
(saturated)



b=100
a@0.33
d gain 3.00
#OpAmp=400



Bidirectional Polymerization

new c@μ new stop@1.0

$A_{free} =$

(new rht@λ; !c(rht); $A_{brht}(rht)$)
 + ?c(lft); $A_{blft}(lft)$)

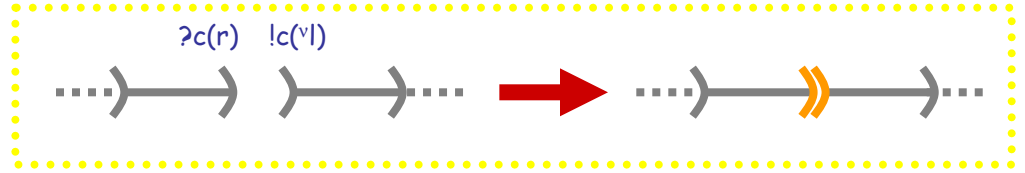
$A_{blft}(lft) =$

(new rht@λ; !c(rht); $A_{bound}(lft,rht)$)

$A_{brht}(rht) =$

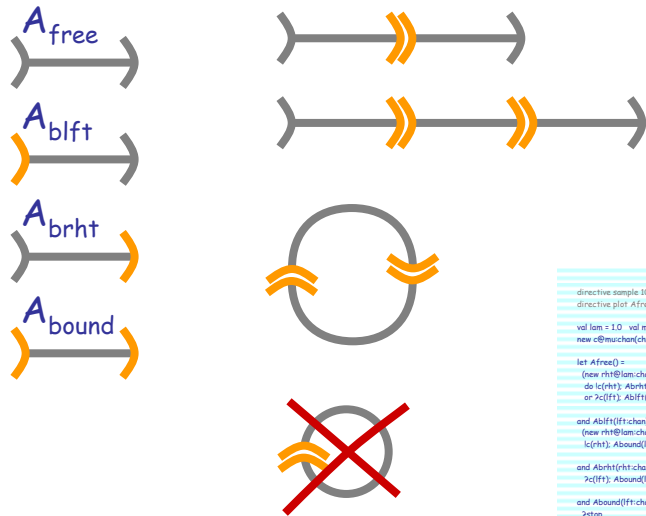
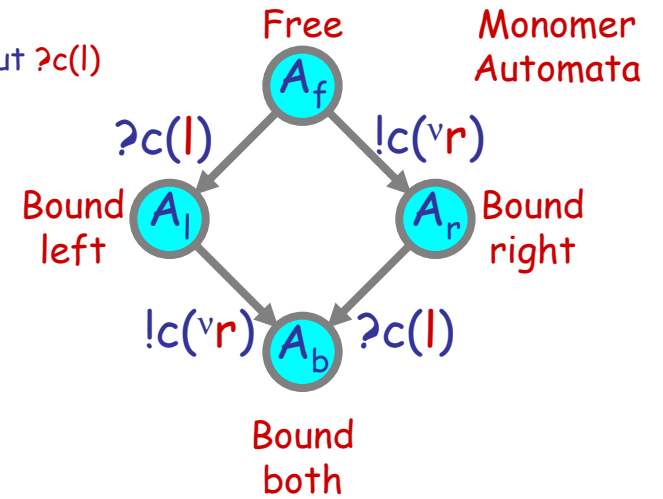
?c(lft); $A_{bound}(lft,rht)$

$A_{bound}(lft,rht) = ?stop$



Communicating Automata

Bound output !c(vr) and input ?c(l) on automata transitions to model complexation



```

directive sample 10000.0
directive plot Afree(), Ablft(), Abrht(), Abound()

val lam = 1.0 val mu = 1.0
new c@mu chan new stop@1.0 chan

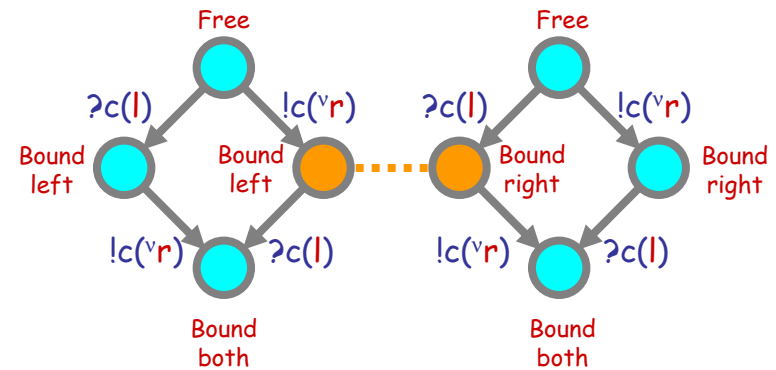
let Afree() =
  (new rht@lam chan run
   do !c(rht); Abrht(rht)
   or ?c(lft); Ablft(lft))

and Ablft(lft chan) =
  (new rht@lam chan run
   !c(rht); Abound(lft,rht))

and Abrht(rht chan) =
  ?c(lft); Abound(lft,rht)

and Abound(lft chan, rht chan) =
  ?stop

run (2 of Afree())
  
```

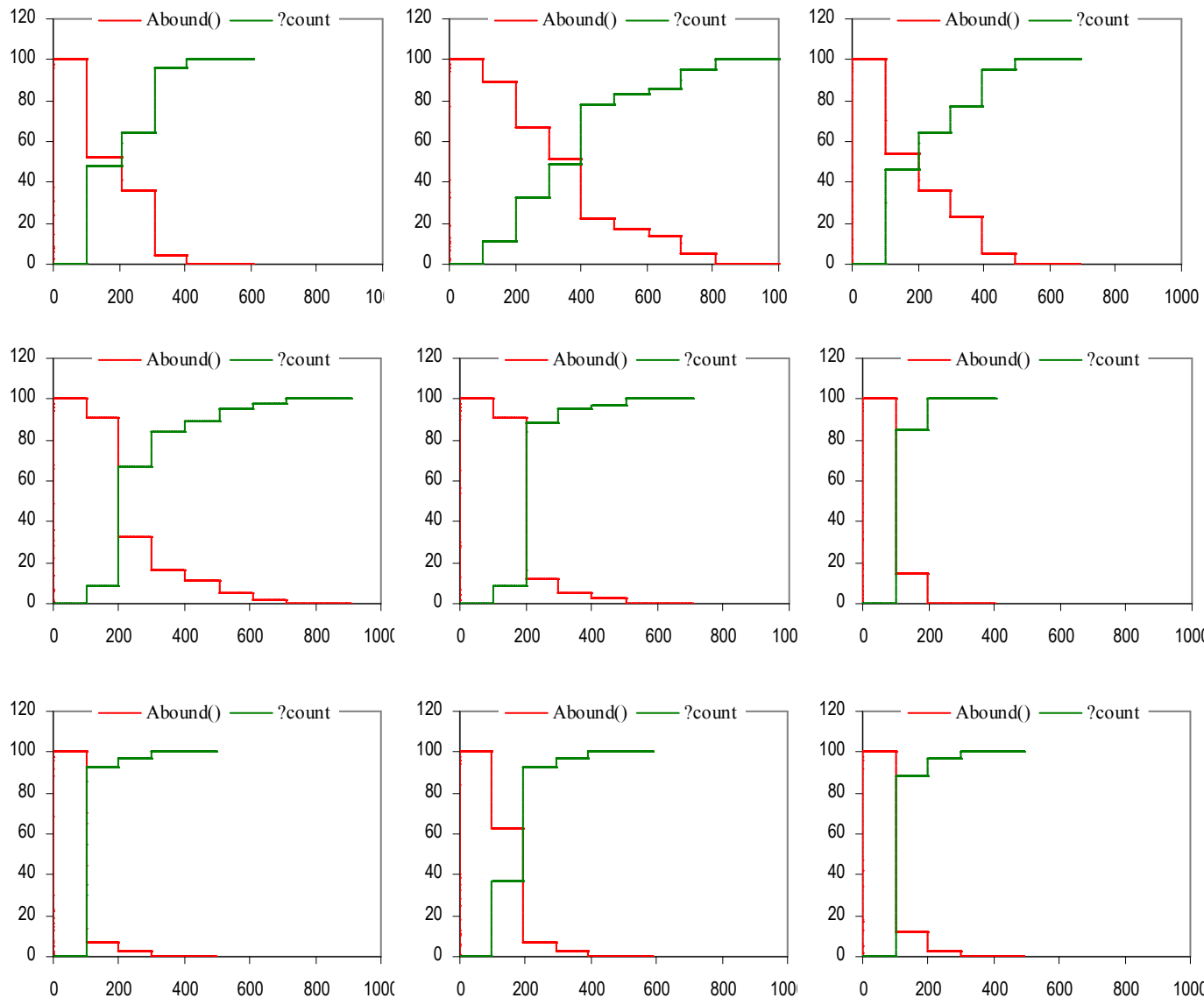


Bidirectional Polymerization

Circular Polymer Lengths

Scanning and counting the size of the circular polymers (by a cheap trick).

Polymer formation is complete within 10t; then a different polymer is scanned every 100t.



```
directive sample 1000.0
directive plot Abound(); ?count

type Link = chan(chan)
type Barb = chan

val lam = 1000.0 (* set high for better counting *)
val mu = 1.0
new c@mu:chan(Link)
new enter@lam:chan(Barb)
new count@lam:Barb

let Afree() =
  (new rht@lam:Link run
   do !c(rht); Abrht(rht)
   or ?c(lft); Ablft(lft))

and Ablft(lft:Link) =
  (new rht@lam:Link run
   !c(rht); Abound(lft,rht))

and Abrht(rht:Link) =
  ?c(lft); Abound(lft,rht)

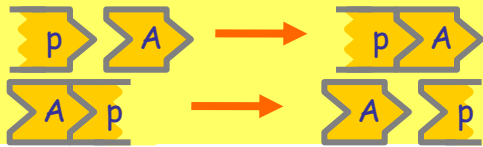
and Abound(lft:Link, rht:Link) =
  do ?enter(barb); (?barb | !rht(barb))
  or ?lft(barb); (?barb | !rht(barb))
(* each Abound waits for a barb, exhibits it, and passes it to
the right so we can plot number of Abound in a ring *)

let clock(t:float, tick:chan) = (* sends a tick every t time *)
  (val ti = t/1000.0 val d = 1.0/ti
   let step(n:int) =
     if n<=0 then !tick; clock(t,tick) else delay@d; step(n-1)
   run step(1000))

new tick:chan
let Scan() = ?tick; !enter(count); Scan()

run 100 of Afree()
run (clock(100.0, tick) | Scan())
```

$100 \times A_{free}$, initially.
 The height of each rising step is the size of a separate circular polymer. (Unbiased sample of nine consecutive runs.)



Actin-like Poly/Depolymerization

new $c@μ$

$A_{free} =$

(new $lft@λ; !c(lft); A_{blft}(lft)) +$
 $?c(rht); A_{brht}(rht)$

$A_{blft}(lft) =$

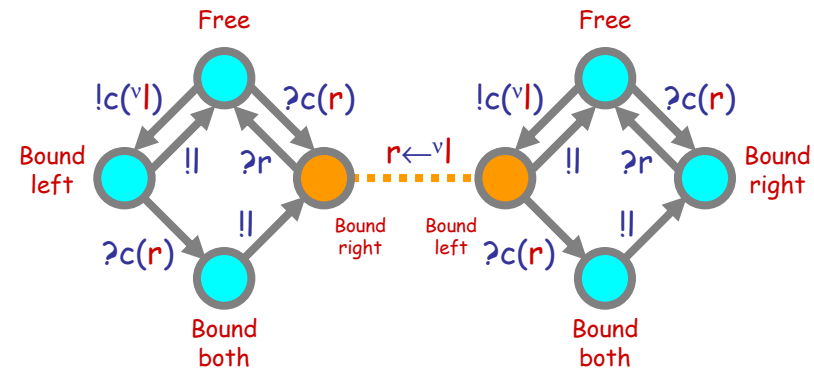
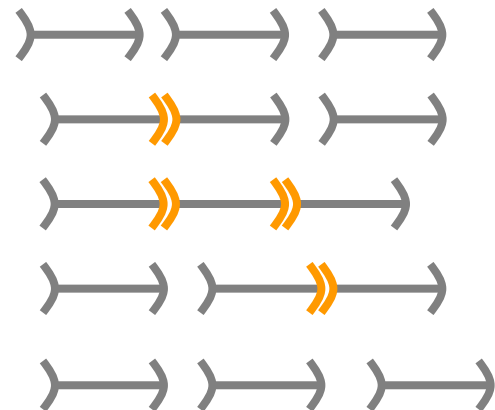
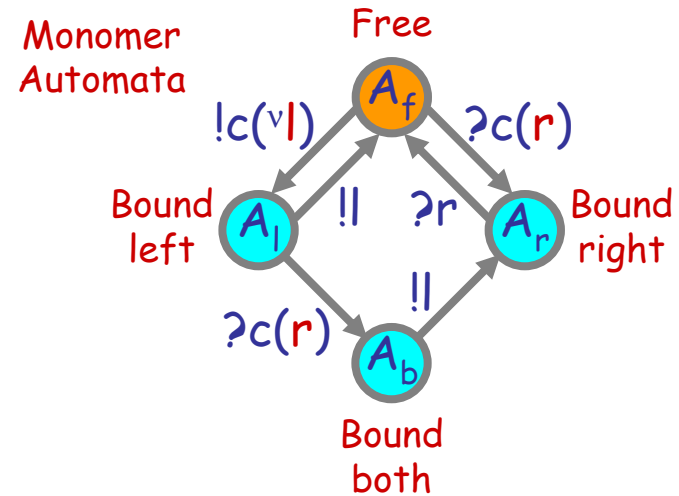
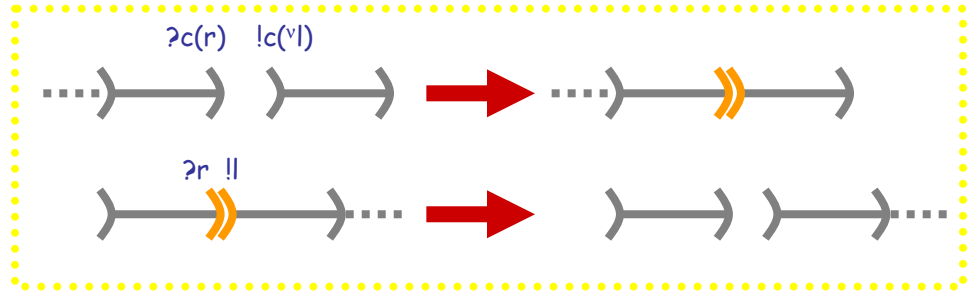
$!lft; A_{free} +$
 $?c(rht); A_{bound}(lft,rht)$

$A_{brht}(rht) =$

$?rht; A_{free}$

$A_{bound}(lft,rht) =$

$!lft; A_{brht}(rht)$

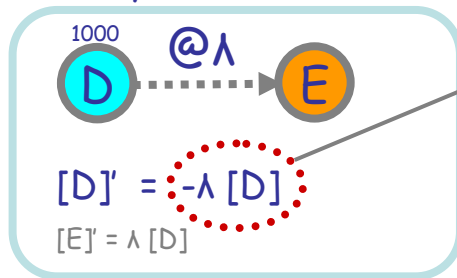


The Law of Mass Interaction

Law of Mass Interaction

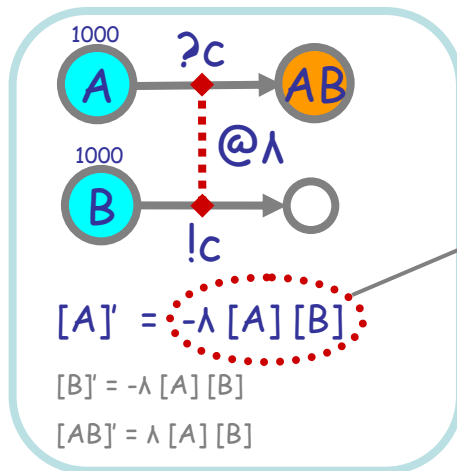
The speed of interaction[†] is proportional to the number of *possible interactions*.

Decay



Exponential
Decay law
Rate of change
proportional to number
of possible decays.

Mass interaction



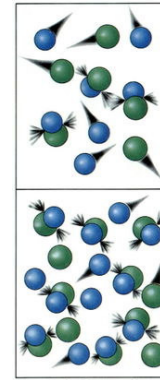
Interaction
Law generalizes
Decay Law

Mass
Interaction law
Rate of change
proportional to number
of possible interactions

[†] speed of interaction (formally definable)
= number of interactions over time

not proportional to the number of interacting processes!

[P] is the number of processes P (this is informal; it is only meaningful for a set of processes offering a given action, but a set of such processes can be counted and plotted)



Chemical Law of Mass Action

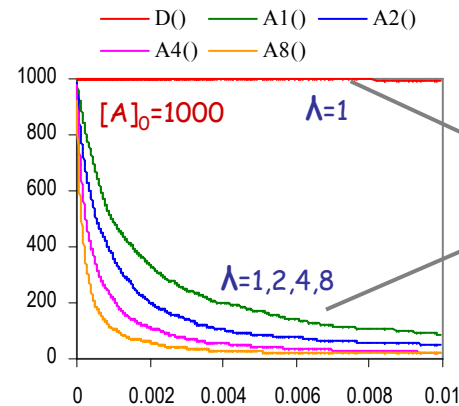
http://en.wikipedia.org/wiki/Chemical_kinetics

The **speed** of a chemical reaction is proportional to the **activity** of the reacting substances.

Activity = concentration, for well-stirred aqueous medium

Concentration = number of moles per liter of solution

Mole = 6.022141×10^{23} particles



decay

interaction

```
directive sample 0.01,1000
directive plot D(), A1(), A2(), A4(), A8()
new c1@1.0:chan() new c2@2.0:chan()
new c4@4.0:chan() new c8@8.0:chan()
let D() = delay@1.0
let A1() = ?c1 and B1() = !c1
let A2() = ?c2 and B2() = !c2
let A4() = ?c4 and B4() = !c4
let A8() = ?c8 and B8() = !c8
run 1000 of (D() | A1() | B1() | A2()
| B2() | A4() | B4() | A8() | B8())
```

2006-04-21

Activity and Speed

stochastic algebras disagree!

The speed of interaction is proportional to the number of possible interactions.

= The *activity* (= "concentration") on a channel is the number of *possible interactions* on that channel.

The *speed of interaction* on a channel, is the activity multiplied by the base rate of the channel.

```
directive sample 0.01 10000
directive plot A1(): A2(): A3()
```

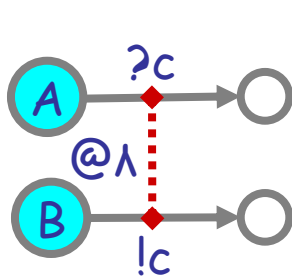
```
new c1@1.0:chan
new c2@1.0:chan
new c3@1.0:chan
```

```
let A1() = ?c1
and B1() = !c1
```

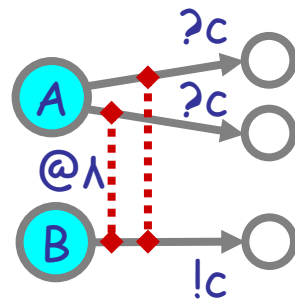
```
let A2() = do ?c2 or ?c2
and B2() = !c2
```

```
let A3() = do ?c3 or ?c3
and B3() = do !c3 or !c3
```

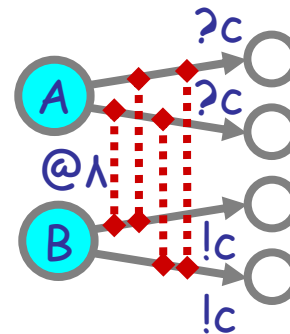
```
run 1000 of (A1() | B1()
| A2() | B2() | A3() | B3())
```



c activity: 1
speed: λ



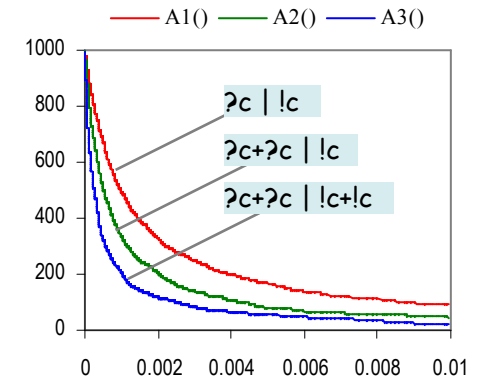
c activity: 2
speed: 2λ



c activity: 4
speed: 4λ

The mass interaction law [Buchholz] [Priami-Regev-Shapiro-Silverman] is compatible with chemistry [Gillespie] and *incompatible* with any other stochastic algebra in the literature! (including [Priami]; see [Hermanns])

Other algebras assign rates to actions, not channels, with speed laws:
 $2\lambda * 2\lambda = 4\lambda^2$
 $\max(2\lambda, 2\lambda) = 2\lambda$ [Goetz]
 $\min(2\lambda, 2\lambda) = 2\lambda$ [Priami]
 $1/(1/(2\lambda)+1/(2\lambda)) = \lambda$ [PEPA]
 $2\lambda * 1 = 2\lambda$ (passive inputs)



Possible Interactions

The speed of interaction is proportional to the number of possible interactions.

But a process cannot interact with itself.

Assume each process P is in restricted-sum-normal-form. For each channel x:

$In(x,P)$ = Num of active $?x$ in P

$Out(x,P)$ = Num of active $!x$ in P

$Mix(x,P) = In(x,P) * Out(x,P)$
#interactions that cannot happen in a given summation P

$In(x) = \text{Sum } P \text{ of } In(x,P)$

$Out(x) = \text{Sum } P \text{ of } Out(x,P)$

$Mix(x) = \text{Sum } P \text{ of } Mix(x,P)$
total #interactions that cannot happen

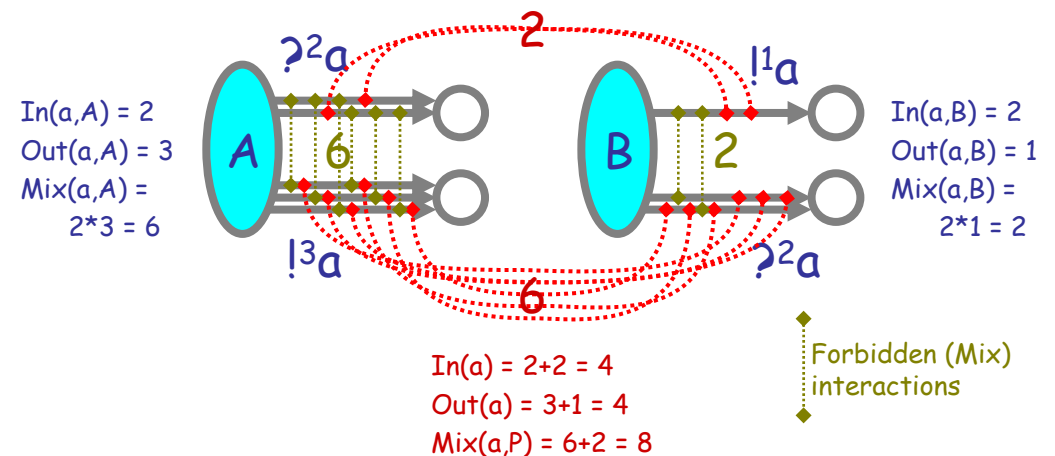
The global **Activity** on channel x:

$$Act(x) = (In(x) * Out(x)) - Mix(x)$$

total cross product of inputs and outputs minus total #interactions that cannot happen

The global **speed** of interaction on a channel x:

$$speed(x) = Act(x) * rate(x)$$

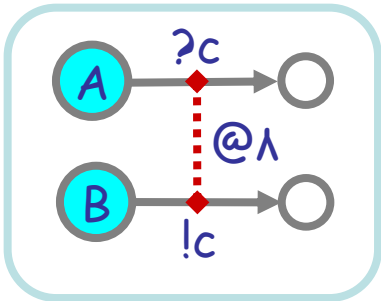


$$Act(a) = (In(a) * Out(a)) - Mix(a) = 4 * 4 - 8 = 8$$

$$speed(a) = Act(a) * rate(a) = 8 * rate(a)$$

Deriving Back Interaction Laws

The mass action law:



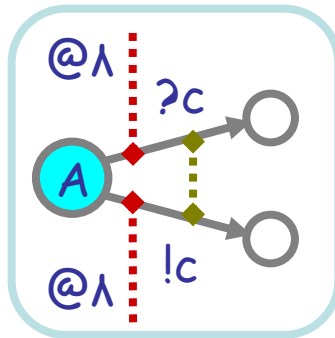
$$[A]' = -\text{speed}(c) = -\lambda \text{Act}(c)$$

$$\text{Act}(c) = (\text{In}(c) * \text{Out}(c)) - \text{Mix}(c)$$

$$= ([A] * [B]) - 0$$

hence $[A]' = -\lambda [A][B]$

The mixed interaction law:



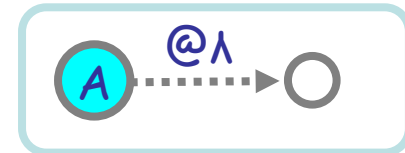
$$[A]' = -\text{speed}(c) = -\lambda \text{Act}(c)$$

$$\text{Act}(c) = (\text{In}(c) * \text{Out}(c)) - \text{Mix}(c)$$

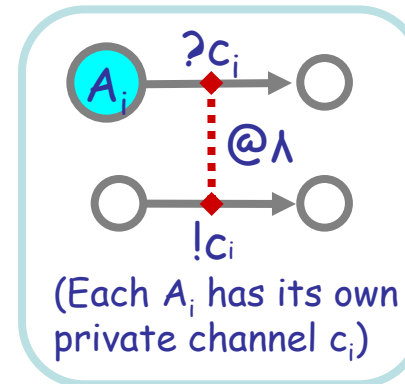
$$= ([A] * [A]) - [A] = [A] * ([A] - 1)$$

hence $[A]' = -\lambda [A] ([A] - 1)$

The decay law:



= def



$$[A]' = \sum(c_i) - \text{speed}(c_i)$$

$$= \sum(c_i) - \lambda \text{Act}(c_i)$$

$$\text{Act}(c_i) = (\text{In}(c_i) * \text{Out}(c_i)) - \text{Mix}(c_i)$$

$$= (1 * 1) - 0 = 1$$

hence $[A]' = -\lambda [A]$

$$\text{Act}(x) = (\text{In}(x) * \text{Out}(x)) - \text{Mix}(x)$$

Conclusions

Conclusions

- **Stochastic Collectives**
 - Complex global behavior from simple components
 - Emergence of collective functionality from "non-functional" components
 - (Cf. "swarm intelligence": simple global behavior from complex components)
- **Artificial Biochemistry**
 - Stochastic collectives with Law of Mass Interaction kinetics
 - Connections to classical Markov theory, chemical Master Equation, and Rate Equation
- **The agent/automata/process point of view**
 - "Individuals" that transition between states (vs. transmutation between "unrelated" chemical species)
 - More appropriate for Systems Biology
 - Stochastic π -calculus (SPiM) for investigating stochastic collectives
 - Restriction+Communication \Rightarrow Polymerization: FSA that "stick together"