

# Two-Domain DNA Strand Displacement

*Luca Cardelli*

Microsoft Research

## Abstract

We investigate the computing power of a restricted class of DNA strand displacement structures: those that are made of double strands with nicks (interruptions) in the top strand. To preserve this structural invariant, we impose restrictions on the single strands they interact with: we consider only two-domain single strands consisting of one toehold domain and one recognition domain. We study fork and join signal processing gates based on these structures, and we show that these systems are amenable to formalization and to mechanical verification.

Keywords: DNA Computing, Process Algebra.

## 1 Introduction

Among the many techniques being developed for molecular computing [6], *DNA strand displacement* has been proposed as mechanism for performing computation with DNA strands [11, 4]. In most schemes, single-stranded DNA acts as *signals* and double-stranded (or more complex) DNA structures act as *gates*. Various circuits have been demonstrated experimentally [14, 11, 17, 18]. The strand displacement mechanism is appealing because it is *autonomous* [5]: once signals and gates are mixed together, computation proceeds on its own without further intervention until the gates or signals are depleted (output is often read by fluorescence). The energy for computation is provided by the gate structures themselves, which are turned into inactive waste in the process. Moreover, the mechanism requires *only* DNA molecules: no organic sources, enzymes, or transcription/translation ingredients are required, and the whole apparatus can be chemically synthesized and run in basic wet labs.

The main aims of this approach are to harness computational mechanisms that can operate at the molecular level and produce nano-scale structures under program control [13], and somewhat separately that can intrinsically interface to biological entities [1]. The computational structures that one may easily implement this way (without some form of unbounded storage) vary from Boolean networks, to state machines, to Petri nets. The last two are particularly interesting because they take advantage of DNA's ability to encode symbolic information: they operate on DNA strands that represent abstract signals.

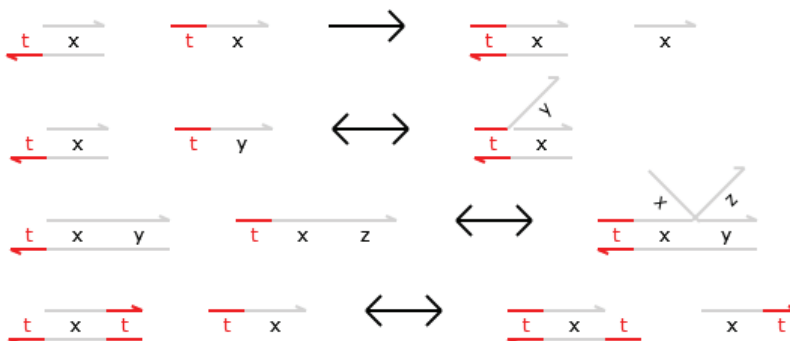


Fig. 1: Toehold-mediated DNA branch migration and strand displacement

The fundamental mechanism in many of these schemes is *toehold mediated branch migration and strand displacement* [14, 17, 19], which implements a basic step of computation. It operates as shown in Figure 1, where each letter and corresponding segment represents a DNA *domain* (a sequence of nucleotides,  $C, G, T, A$ ) and each DNA strand is seen as the concatenation of multiple domains. Single strands have an orientation; double strands are composed of two single strands with opposite orientation, where the bottom strand is the Watson-Crick,  $C - G, T - A$ , complement of the top strand. The ‘short’ domains hybridize (bind) *reversibly* to their complements, while the ‘long’ domains hybridize *irreversibly*; the exact critical length depends on physical condition. Distinct letters indicate domains that do not hybridize with each other.

In the first reaction of Figure 1, a short *toehold* domain  $t$  initiates binding between a double strand and a single strand. After the (reversible) binding of the toehold, the  $x$  domain of the single strand gradually replaces the top  $x$  strand of the double strand by *branch migration*. The branching point between the two top  $x$  domains performs a random walk that eventually leads to *displacing* the  $x$  strand. The final detachment of the top  $x$  strand makes the whole process essentially irreversible, because there is no toehold for the reverse reaction. The second reaction illustrates the case where the top domains do not match: then the toehold binds reversibly and no displacement occurs. The third reaction illustrates the more detailed situation where the top domains match only initially: the branch migration can proceed only up to a certain point and then must revert back to the toehold: hence no displacement occurs and the whole reaction reverts.

The fourth reaction illustrates a *toehold exchange*, where a branch migration (of strand  $tx$ ) leads to a displacement (of strand  $xt$ ), but where the whole process is reversible via a reverse toehold binding and branch migration. The first (irreversible) and fourth (reversible) reactions are the fundamental steps that can be composed to achieve computation by strand displacement.

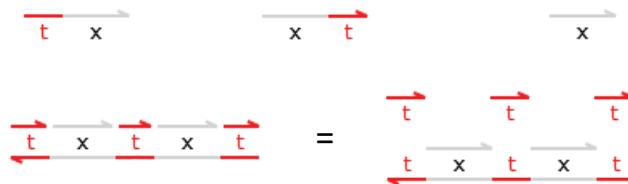


Fig. 2: Examples of allowable single and double strands:  $tx, xt, x, \underline{t^\dagger x^\dagger t^\dagger x^\dagger t}$

## 2 Two-domain Signals and Gates

We now describe some DNA strand displacement structures that process abstract signals represented as DNA strands. Their function is to *join* input signals and *fork* output signals. To achieve compositionality, so that gates can be composed arbitrarily into larger circuits, it is necessary to first fix the structure of the signals. Any given choice of signal structure requires a different gate architecture, for example for 4-domain signals [12] (signals composed of 4 segments of different function), and 3-domain signals [3]. Here we present a new, streamlined, architecture based on 2-domain signals, where the gates can be combined into arbitrary circuits (including loops), and where the waste products do not interfere with the active gates.

### Top-nicked double strands.

Double-stranded DNA (*dsDNA*) can have interruptions (*nicks*) on one strand while remaining connected if the opposite strand has enough hold on the area around the nick. We called such structures *nicked double-stranded DNA* (*ndsDNA*). This excludes any long overhangs or any protrusions from the double-strand. In particular, we work with *top-nicked double-strands*, where all the nicks are on one strand (the top one by convention). A deviation from this simple structure happens fleetingly during branch migration, but all the initial and final species we use are ndsDNA.

We use  $t$  for short domains,  $x, y, z$  for long domains, and  $a, b, c$  for long domains that are meant to be privately used by some construction. We write, e.g.,  $tx$  for a single-stranded DNA (*ssDNA*) strand consisting of a toehold  $t$  followed by a domain  $x$ , and similarly for  $xt$ . We write, e.g.,  $\underline{txy}$  for a fully complemented double strand consisting of a continuous strand  $txy$  at the top and its Watson-Crick complement at the bottom. Finally, we write  $\underline{tx^\dagger y}$  to indicate the same double strand but with a nick at the top between  $x$  and  $y$ . In the figures, a nick is indicated by an arrowhead and a discontinuity. We assume that domains indicated by different letters are distinct, so that, e.g.,  $x$  does not hybridize with  $y, zy, yz, ty, \text{ or } yt$ .

Examples of allowable single and double strands are shown in Figure 2. To simplify our notation, we use an implicit equivalence illustrated in the bottom part of the figure. Suppose we start with a regular double strand, and we nick it




Fig. 3: Transducer  $T_{xy}$ : initial state (all strands except  $tx$ ) plus input  $tx$ , leading to the reduction  $T_{xy} \mid tx \rightarrow ty$ .

at the top (bottom left). Long segments between nicks remain attached to the bottom strand, while short toehold segments can detach and reattach (bottom right). We regard these reversible states as equivalent; the notation  $x^\dagger t^\dagger y$  then indicates two equivalent situations, where the top  $t$  is either present or absent, and where  $t$  is implicitly exchanged with the environment. Hence, we can use  $x^\dagger t^\dagger y$  to indicate an open toehold between  $x$  and  $y$ , because the toehold is available (sometime). This way, we do not need to use separate notations for temporarily occluded and temporarily open toeholds, which we would have to regard as equivalent anyway (up to some kinetic occlusion effect).

### Two-domain strand displacement gates.

Our gates are top-nicked dsDNA and our signals are two-domain ssDNA. This simple setup is more expressive than it might appear at first. For example, let us consider a single strand  $tx$  as encoding a *signal*, with the strand  $xt$  as its *cosignal*, and consider the problem of constructing a *signal transducer*  $T_{xy}$  (Figure 3) from a signal  $tx$  to a signal  $ty$ , with the *reduction*  $T_{xy} \mid tx \rightarrow ty$ , where  $\mid$  is *parallel composition* of components, and final waste is discarded. All signals share the same toehold  $t$ , and are distinguished by the long domains  $x, y, z$ , etc. As shown in Figure 4, the input  $tx$  can initiate a signal/cosignal cascade of strand displacements in the left double-strand that after two toehold exchanges releases a *private* cosignal  $at$  (the segment  $a$  is privately used by the  $T_{xy}$  transducer, with a distinct  $a$  for each  $xy$  pair). The  $at$  cosignal then initiates a backward cascade in the right double strand that releases the desired output signal  $ty$  at the fourth reaction. The release of  $ty$  is reversible, but the gate is then locked down by the last two reactions. The locking down of the gate is also used to reabsorb the  $xt$  and  $ta$  strands, by exploiting the  $\underline{x}$  end of the right structure and the  $\underline{a}$  end of the left structure. In the end, only *unreactive* (no exposed toeholds) dsDNA and ssDNA is left, except for the output  $ty$ .

Figure 4 lists the reactions of the transducer, with the initial structures from Figure 3 shown inside rounded rectangles and the final structures inside squared rectangles. Figure 5 shows the reactions of Figure 4 in the form of a reaction graph. The initial species have a bold frame. Little squares indicate reactions: irreversible reactions have hollow arrowhead for their products and no arrowheads for their sources; reversible reactions have respectively hollow

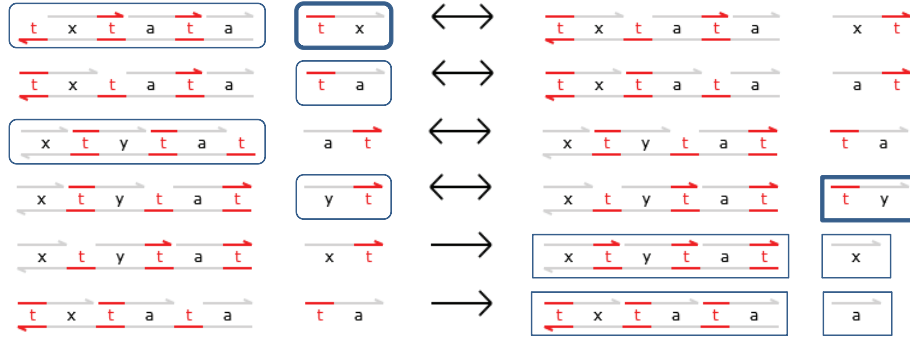


Fig. 4: Transducer  $T_{xy} \mid tx \rightarrow ty$  reactions.

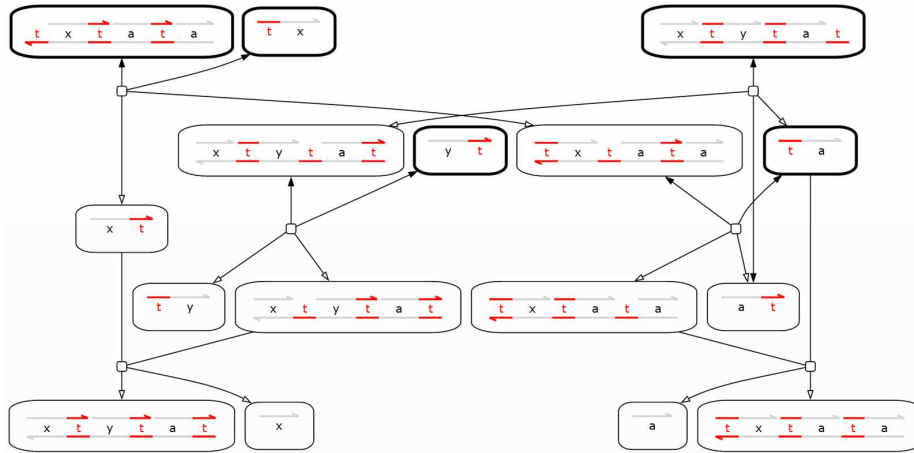


Fig. 5: Transducer  $T_{xy} \mid tx \rightarrow ty$  reaction graph.

and bold arrowheads.

The structures in Figure 3 can be written in the notation described above as  $T_{xy} = \underline{t^\dagger x t^\dagger a t^\dagger a} \mid ta \mid \underline{x^\dagger t y^\dagger t a^\dagger t} \mid yt$ . The auxiliary signal  $ta$  contains the private segment  $a$ , uniquely joining the two halves of  $T_{xy}$  transducers, and we can therefore assume that it will not interfere with other gates. The auxiliary cosignal  $yt$  however contains a public segment  $y$ , which is necessary to release the output signal. It is therefore important to maintain an invariant that no other gate in the whole system absorbs  $yt$ , or in general any public cosignal, except in response to inputs, otherwise those gates would be improperly triggered, and  $T_{xy}$  would be deprived of a necessary component. It is proper, and in fact necessary, to absorb public cosignals in response to inputs; for example, a  $T_{zy}$  transducer and a  $T_{xy}$  transducer may use “each other’s”  $yt$  cosignal without problem.

The transducer  $T_{xy}$  can be extended easily to a fork gate  $F_{xyz}$  such that  $F_{xyz} \mid tx \rightarrow ty \mid tz$ , releasing two outputs from one input. This is shown in Fig-




Fig. 6: Fork  $F_{xyz}$ : initial state (all strands except  $tx$ ) plus input  $tx$ , leading to the reduction  $F_{xyz} \mid tx \rightarrow ty \mid tz$ .

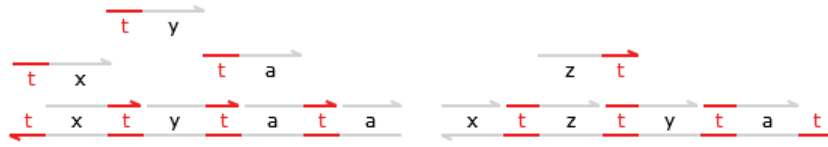


Fig. 7: Catalyst  $C_{xyz}$ : initial state (all strands except  $tx, ty$ ) plus inputs  $tx, ty$ , leading to the reduction  $C_{xyz} \mid tx \mid ty \rightarrow ty \mid tz$ .

ure 6, where the left half of the structure is the same as in  $T_{xy}$ . The construction of this gate (and similarly of  $T_{xy}$  and of all the following gates), remains valid when any of the inputs and outputs are identified. That is, in this case, when  $x=y$ ,  $y=z$ ,  $x=z$ , or  $x=y=z$ . Some of these cases are in fact interesting:  $F_{xxx}$  amplifies the input signal until all such gates are exhausted. The fork gate can be extended to a catalytic gate  $C_{xyz}$  such that  $C_{xyz} \mid tx \mid ty \rightarrow ty \mid tz$  (Figure 7). The right half of  $C_{xyz}$  is unchanged from  $F_{xyz}$ , except that  $yt$  is not required because it is produced by the left half. This gate, like the more general join gate discussed next, takes two inputs, but absorbs them only if both inputs are present [12]. If only the first input is present, it is returned to the soup by reversibility of strand displacement between  $tx$  and  $xt$ . A catalytic gate of the form  $C_{xyy}$  is called an autocatalyst.

Let us now consider, in Figures 8 and 9, a binary join gate  $J_{xyz}$  such that  $J_{xyz} \mid tx \mid ty \rightarrow tz$  (the generalization to additional outputs works as in the fork

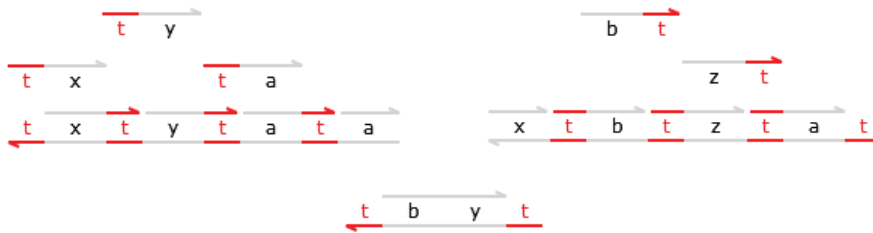


Fig. 8: Join  $J_{xyz}$ : initial state (all strands except  $tx, ty$ ) plus inputs  $tx, ty$ , leading to the reduction  $J_{xyz} \mid tx \mid ty \rightarrow tz$

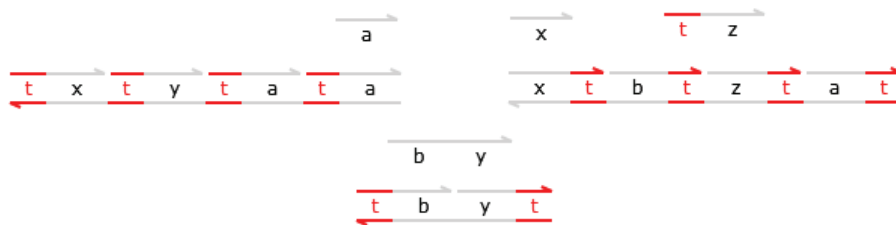


Fig. 9: Join reduction  $J_{xyz} | tx | ty \rightarrow tz$ : final state plus output  $tz$ .

gate). Each distinct combination of  $xyz$  requires choosing a distinct private domain connecting the two halves of the gate; this private domain can however be shared among a population of gates with the same input and output signals. The main new feature in this gate is the additional *cooperative displacement* structure  $t^\dagger by^\dagger t$  [15, 16] that absorbs a signal and a cosignal together, or neither separately. Without it, and without the  $bt$ ,  $tb$  components, the join gate would leave behind a  $yt$  residual (all the other single strands,  $xt$ ,  $zt$ ,  $ta$ , are reclaimed). Hence  $t^\dagger by^\dagger t$  is a ‘garbage collector’ turning undesired active residuals to waste. It is triggered only after the release of a private strand  $tb$ , so that the collector does not reclaim an extraneous  $yt$  before the join gate has committed to its inputs. Such an extraneous  $yt$  could come from a transducer  $T_{xy}$ , or from another join  $J_{uvy}$  (before any input) or  $J_{yuv}$  (after the first input) causing cross-gate interference, or even from within the same join, as in  $J_{xyy}$ . The join structure is easily generalized to any number of inputs; for example, Figure 10 shows a 3-input join with collectors.

Removing garbage is important because accumulated garbage slows down future reactions by imposing a growing reverse pressure on the desired direction of the reactions. We have designed all gates to remove all active garbage, but, until the join gate, garbage removal did not require additional double strands. In practical cases, for a fixed computation, garbage collection can be ignored by initially taking some strands at high concentration, so that they kinetically overcome the effects of garbage accumulation [12]: the gate designs are then simpler. However, garbage accumulation has an undesirable effect also on the algebra of the next section: extra terms are then left after reductions, making it harder to compare circuits. In fact, the design of the algebra provided a strong motivation for investigating garbage-free realizations.

### Discussion: The double strand restrictions.

The restriction of allowing only ndsDNA structures has a number of potential advantages. The absence of any branching (*cf.* [12, 3]) seems inherently more trouble-free than complex structures that can interact in unexpected ways through their protruding single-stranded parts. Here all double-stranded structures are quiescent (except for receptive toeholds on the bottom strand) and only

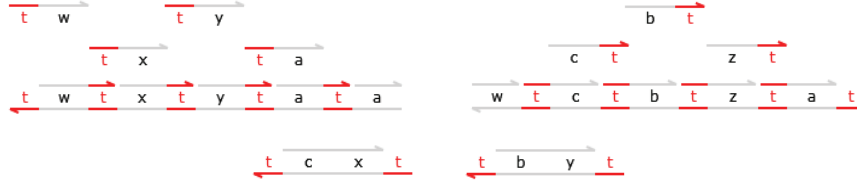


Fig. 10: 3-Join  $J_{wxyz}$ : initial state plus inputs  $tw$ ,  $tx$ ,  $ty$ , leading to output  $tz$ .

single-stranded components have hybridization potential, eliminating the possibility that the gate themselves may polymerize, or may self-interact. These structures also have a simple syntactical representation and simple reduction rules, which simplify formal verification. Nothing prevents us from devising precise syntax and reductions for more general structures [9], and there is no good reason in principle to avoid more complex structures if they work well. However, we have shown that our simplified structures already cover a surprising range of computation, and hence one can restrict the use of more complex structures to the situations where they are actually needed, or where they somehow perform better.

#### Discussion: The single strand restrictions.

Our hybridized structures start as ndsDNA, but we have to ensure that they remain ndsDNA through computation. (Except for *transients*, i.e., during branch migrations that either revert harmlessly or lead to strand displacements.) This invariant puts constraints on the allowable single strands. First of all, single strands consisting only of long segments are inert because all the double strands are fully complemented (except for toeholds), and hence they can be ignored. A single strand of the form  $xyt$  could bind to a double strand of the form  $x^\dagger t^\dagger z$ , leading to a configuration that is stable and is not ndsDNA. Therefore our single strands cannot contain substrands of the form  $xyt$ , and we are left with single strands of the form,  $x^n t^m$  or  $t^n x^m$  or  $t^n x^m t^p$ . The third class could lead to stable configurations with two overlapping competing toeholds ( $t^\dagger x^\dagger t^\dagger y^\dagger t$  with  $txt$  and  $tyt$ ) and hence are ruled out too. Multiple toeholds in sequence bind as stably as a long domain, so e.g.  $x t t t$  would be as bad as the former  $xyt$ , and they can lead to competing toeholds:  $x^\dagger t^\dagger t^\dagger y$  with  $x t t$  and  $t t y$ . Hence we do not allow consecutive toeholds in the top strands. Similarly, strands with consecutive long segments can lead to stable competition:  $t x y$  and  $y z t$  over  $t^\dagger x y z^\dagger t$ . In the end, we are left only with  $x t$  or  $t x$ , and the only remaining competition is between  $t x$  and  $x t$  over  $t^\dagger x^\dagger t$ , where the stable structures are ndsDNA. A final case to consider is  $t x$  and  $y t$  over  $t^\dagger x y^\dagger t$ : if a single strand is present it binds only reversibly, and if both are present they both bind stably and release  $x y$ , so the stable structures are always ndsDNA. In fact,  $t^\dagger x y^\dagger t$  is an important configuration that seems to add some power: without it we can still implement garbage-collecting join gates, but apparently only by using more



than one distinct toehold.

### Discussion: The double strand restrictions, revisited.

We finally have to make sure that no reactive single strands other than  $t$ ,  $tx$ ,  $xt$ , plus the unreactive  $x$  and  $xy$ , are ever released from double strands during computation. This imposes another restriction on double strands: nicks should break the top strand into segments of two domains or less. Otherwise, the double strand  $t^\dagger xty^\dagger t$  could release a forbidden single strand  $xy$  in presence of  $tx$  and  $yt$ . (We could still allow  $t^\dagger xyz^\dagger t$ , but it would be unreactive.) Hence, we are left with allowable double strands that are nicked concatenations of the double-stranded elements  $\underline{t}$ ,  $\underline{x}$ ,  $\underline{tx}$ ,  $\underline{xt}$ ,  $\underline{xy}$ .

### Multiple toeholds

In order to allow for reversible binding, toeholds cannot exceed a certain critical length that depends on physical conditions. Reversible toehold binding is in turn necessary to revert mismatches, as described in Introduction. Hence, in each physical condition we can have only a fixed finite number of distinct toeholds [12] (in contrast, we can have in principle an unbounded number of distinct long domains). It is possible to use the available distinct toeholds to some advantage, for example to separate the possible successful matches in different categories, hence reducing the kinetic effects of unsuccessful matches: those have no logical consequence but can slow down operation. Another use for distinct toeholds is in garbage collection, to make sure that garbage collectors do not interfere with normal operation.

We now discuss an alternative design for join gates that uses two distinct toeholds, with the additional feature that trimolecular reactions (cooperative displacements, as in Figure 8) are no longer required. However, we shall see that this design does not generalize as easily to higher numbers of inputs. The left half of this alternative join gate,  $J'_{xyz}$  (Figures 11 and 12), is the same as the left half of Figure 8, except that a distinct toehold  $u$  is used for the auxiliary strand  $ua$ . As a consequence, the  $yu$  cosignal can be garbage collected immediately after release, because there is no interference with  $yt$  cosignals elsewhere. Moreover, the right half of the gate can be simplified, because it no longer needs to trigger the collection of  $yu$ . The collector itself,  $\underline{y^\dagger u}$ , is simpler and does not rely on trimolecular reactions.

Note that all  $J'$  join gates can share the same  $u$  toehold, because the appearance of a  $zu$  cosignal indicates that some gate with second input  $tz$  (say, either  $J'_{xz-}$  or  $J'_{yz-}$ ) has received both inputs. In such a situation it is fine to collect one  $zu$  strand permanently because one gate has received its inputs; it does not matter which collector removes  $zu$ : the two collectors are in fact identical. Therefore, for this gate design we need two distinct toeholds in total:  $t$  and  $u$ .

Unfortunately, the collectors for gates with three or more inputs become more complex, and in fact they closely resemble the collectors for 3-domain

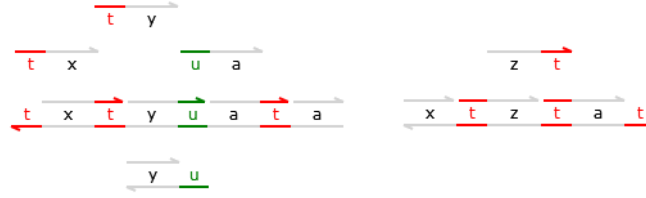


Fig. 11: Join  $J'_{xyz} \mid tx \mid ty \rightarrow tz$ : initial state with inputs  $tx, ty$ .

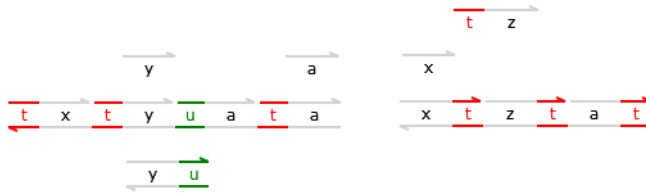


Fig. 12: Join  $J'_{xyz} \mid tx \mid ty \rightarrow tz$ : final state with output  $tz$ .

gates used in [3]. For a 3-way join  $J'_{wxyz}$  with inputs  $w, x, y$  and output  $z$ , the non-collecting part is again similar to  $J_{wxyz}$  (Figure 10) except for  $ua$  and corresponding domains. Here we need to design a collector for the cosignals  $xt$  and  $yu$  that are displaced by the second and third inputs, where collection should be triggered by the emergence of  $yu$  ( $wt$  arising from the first input is reclaimed as before). The simple-minded solution for such a collector, in Figure 13, unfortunately releases a  $ty$  signal, which is an input signal. Introducing a collector for this  $ty$  results in collecting  $ty$  signals even when the join gate does not have all its inputs.

A solution (Figure 14) is to introduce an extra private domain  $b$  to break  $ty$  into  $tb$  and  $uy$ , which can both be collected without interference. This pattern extends to collectors for n-join gates, with  $t$  and  $u$  toeholds alternating on the main collector double strand, so that no ordinary signals are released and no ordinary cosignals are absorbed (e.g.  $w^\dagger t c^\dagger u x^\dagger t b^\dagger u y^\dagger u$  for a 4-join  $J'_{vwxyz}$  collector main double strand, with private  $b, c$ ).

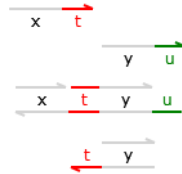


Fig. 13: Bad collector for 3-input join  $J'_{wxyz}$ .

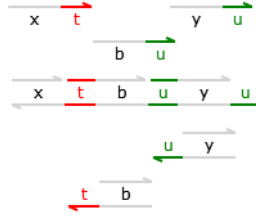


Fig. 14: Good collector for 3-input join  $J'_{wxyz}$ .

These multiple-toehold collectors are therefore significantly more complex than the ones in the previous sections. In the rest of the paper we consider only single-toehold gate designs; another example of single-toehold design can be found in [10].

### Irreversible output release

In our two-domain gates, the final irreversible steps that commit the execution of a gate happen only after the outputs are reversibly released. That means that the released outputs from a gate  $G$  can revert before the irreversible commit for  $G$ , and cause the inputs of  $G$  to be released again, as if  $G$  “had never fired”. However, the outputs of  $G$ , even if only temporarily released, can have a catalytic effect downstream (they can be used as inputs by other gates that re-emit them from their outputs). In such a catalytic network, there can be a sequence of events where in presence of its inputs the gate  $G$  “does not fire” because neither it nor its inputs are consumed, but it still causes the permanent activation of other gates downstream. For example,  $tx \mid tu \mid T_{xy} \mid T_{xz} \mid C_{uyw}$  can produce either  $T_{xz} \mid ty \mid tw$  or  $tu \mid T_{xy} \mid C_{uyw} \mid tz$  depending on which  $T_x$ -gate is irreversibly activated by  $tx$ , but can also produce  $T_{xy} \mid ty \mid tw \mid tz$  if  $T_{xy}$  is first reversibly activated. The probability of such a sequence of events can be arbitrarily reduced by introducing additional transducers ahead of the catalytic gate ( $T_{xy_1} \mid T_{y_1y_2} \mid \dots \mid T_{y_ny} \mid C_{uyw}$ ), so as to increase the probability that an irreversible step will happen during that sequence. This shows that two-domain gates can emulate irreversible output release up to arbitrary precision (but not exactly). Another way to approximate irreversible output release within a single gate is to, e.g., use increasing amounts of the  $ta$  strand in Figure 3, to make the sixth reaction of Figure 4 increasingly likely.

There are gate designs where an irreversible step happens *necessarily* after all the inputs are absorbed and before (or at the same time that) all the outputs are released. This is in fact the case for the designs in [12] for four-domain gates and in [3](fig 9) for three-domain gates. But this does not seem possible with our basic two-domain operations, because each operation is either irreversible and does not release a (co)signal, or it releases a (co)signal but is reversible (see Figure 16 in the next section), so an irreversible step cannot cause a later release of a (co)signal.

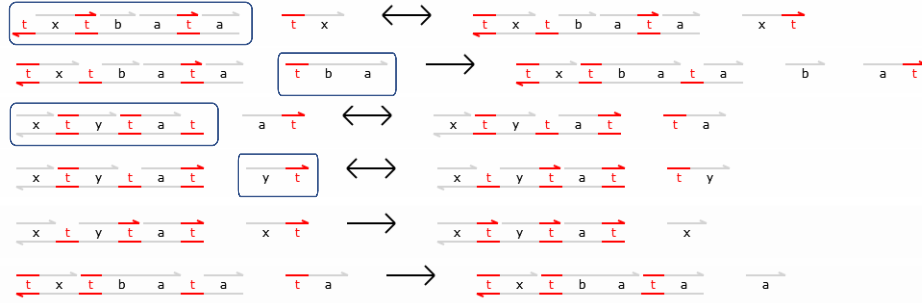


Fig. 15: Transducer  $T'_{xy}$  with irreversible output release.

We now discuss a design for a modified ndsDNA transducer that irreversibly releases its output. More precisely, it is such that if the output is ever released, then the input cannot be released back, and hence the gate commits on its input (the output is still initially released reversibly, but if it is released it eventually has to be released irreversibly). The modifications extend easily to gates with multiple inputs and outputs because they affect only the private signals between the left and right halves. Figure 15 shows the reactions of the modified transducer  $T'_{xy} = \underline{t^\dagger x t^\dagger b^\dagger a t^\dagger a} \mid \underline{t b a} \mid \underline{x^\dagger t y^\dagger t a^\dagger t} \mid \underline{y t}$ , where the initial strands forming the transducer are highlighted. When compared with the transducer reactions in Figure 4, the second reaction has turned from reversible to irreversible. This is achieved by an additional private domain  $\underline{b}$  in the left double strand, and by a corresponding three-domain strand that binds irreversibly because of a nick after  $\underline{b}$ , and that releases the same  $at$  cosignal as before. The right half of the transducer receiving that cosignal is unchanged. That second, irreversible, reaction happens before the output is released, and even if the output binds back temporarily before the final gate lockdown (provided as before by the fifth and sixth reactions), the output cannot cause the input to be released again.

This design uses three-domain strands, but since they include private domains that limit their interactions, the ndsDNA structure happens to be preserved during execution. Moreover, the top strands of double stranded structures still all consist of one or two contiguous domains, hence no new three domain strands can be released. The strands used for public signals are still two-domain strands; hence these modified gates are signal-compatible with the other two-domain gates, and can be used tactically where irreversible output release is logically necessary. The algebraic framework of the next section, however, does not consider three-domain strands for simplicity.

### 3 Nick Algebra

In this section we provided a formal framework where we can perform calculations about the evolution of systems of top-nicked double strands. *Domains*

are taken either from a finite set of *short domains* (*toeholds*) or from an unbounded set of *long domains* ranged over by  $x, y, z$  and  $a, b, c$ . Designs based on a single toehold can be easily adapted to multiple toeholds to increase binding discrimination and efficiency, but the converse is problematic: designs based on distinct toeholds may fail if the toeholds are then identified. Here we require only a single distinguished toehold, always indicated by the constant  $t$ , but it would be easy to generalize to multiple toeholds.

An infix operator ‘.’ may be used to concatenate domains into single strands; this is often omitted, particularly because all our single-strands have the form  $t.x$  or  $x.t$ , which are then usually written  $tx$  and  $xt$  (unless we wish to use long identifiers for domains). Single strands  $t$ ,  $x$ , and  $x.y$  remain implicit ‘waste’: they are implicitly removed in reductions, and therefore do not appear in the syntax.

Double strands are written underlined. We use an infix operator ‘ $\dagger$ ’ to represent a ‘nick’ on the top strand of a double-stranded sequence, an infix operator ‘ $\cdot$ ’ (often omitted) to represent the unbroken concatenation of top and bottom strands, and  $\phi$  for the empty double strand. The segments between nicks are only single or pair combinations of toeholds and domains.

A soup  $U$  is a finite multiset of single and double strands, with multiset union indicated by ‘ $|$ ’, and with a notation  $(\nu x)U$  for domain isolation. The latter indicates that  $x$  is not used outside of  $U$ : this allows us to declare private domains locally, and to combine constructions compositionally. In practice, it means simply that all the domains indicated by  $\nu$  must be chosen distinct when a global system is fixed for execution: the algebraic laws for  $(\nu x)U$  encode such a guarantee. We also use  $U^n$  as an abbreviation for  $n$  copies of  $U$  in parallel ( $|$ ). The resulting algebra is our nick algebra, which is strictly a subset of the DSD (DNA Strand Displacement) language [9]. The grammar of terms is given in Definition 1, with terminal symbols  $t, \phi$ , non-terminal symbols  $x$  (ranging over domains),  $S, \underline{D}, U$ , and using ‘ $\cdot$ ’ for syntactic alternatives; parentheses are also liberally used for precedence.

**Definition 1.** Term Syntax

$S ::= t.x \mid x.t$	Single strand
$\underline{D} ::= \phi \mid \underline{t} \mid \underline{x} \mid \underline{t.x} \mid \underline{x.t} \mid \underline{x.x} \mid \underline{D}^\dagger \underline{D}$	Double strand
$U ::= S \mid \underline{D} \mid U \mid U \mid (\nu x)U$	Soup

The set of *public domains*  $pd(U)$  is the inductively defined set of those domains not bound by  $\nu$  in  $U$ ; in particular  $pd(t.x) = pd(x.t) = pd(\underline{x}) = pd(\underline{t.x}) = pd(\underline{x.t}) = \{x\}$ ,  $pd(\underline{x.y}) = \{x, y\}$ ,  $pd(\underline{t}) = pd(\phi) = \{\}$ , and  $pd((\nu x)U) = pd(U) - \{x\}$ . Then,  $U\{y/x\}$  is the substitution of  $y$  for  $x$  in  $U$ , with the representative cases  $t\{y/x\} = t$ ,  $x\{y/x\} = y$ ,  $z\{y/x\} = z$  for  $z \neq x$ ,  $((\nu z)U)\{y/x\} = (\nu z)(U\{y/x\})$  for  $z \notin \{x, y\}$ ,  $((\nu x)U)\{y/x\} = (\nu x)U$ , and  $((\nu y)U)\{y/x\} = (\nu z)(U\{z/y\}\{y/x\})$  for a  $z \notin pd(U) \cup \{x, y\}$ .

*Algebraic equality* (a binary congruence relation over the term syntax) is indicated just by  $=$  and is axiomatized below with the monoid laws of  $(\phi, \dagger)$ , the commutative monoid laws of  $(\phi, |)$ , and the scoping laws of  $(\nu x)U$  [8].

**Definition 2.** Algebraic Equality

$=$  is an equivalence relation

$$\begin{aligned} \underline{D}_1 = \underline{D}_2, \underline{D}_3 = \underline{D}_4 &\Rightarrow \underline{D}_1^\dagger \underline{D}_3 = \underline{D}_2^\dagger \underline{D}_4 \\ \underline{U}_1 = \underline{U}_2, \underline{U}_3 = \underline{U}_4 &\Rightarrow \underline{U}_1 \mid \underline{U}_3 = \underline{U}_2 \mid \underline{U}_4 \\ \underline{U}_1 = \underline{U}_2 &\Rightarrow (\nu x)U_1 = (\nu x)U_2 \end{aligned}$$

$$\begin{aligned} \underline{D}_1^\dagger (\underline{D}_2^\dagger \underline{D}_3) &= (\underline{D}_1^\dagger \underline{D}_2)^\dagger \underline{D}_3 \\ \underline{\phi}^\dagger \underline{D} = \underline{D}^\dagger \underline{\phi} &= \underline{D} \end{aligned}$$

$$\begin{aligned} U_1 \mid (U_2 \mid U_3) &= (U_1 \mid U_2) \mid U_3 \\ U_1 \mid U_2 &= U_2 \mid U_1 \\ \phi \mid U = U \mid \phi &= U \end{aligned}$$

$$\begin{aligned} (\nu x)U &= (\nu y)(U\{y/x\}) \quad \text{if } y \notin \text{pd}(U) \\ (\nu x)\phi &= \phi \\ (\nu x)(U_1 \mid U_2) &= U_1 \mid (\nu x)U_2 \quad \text{if } x \notin \text{pd}(U_1) \\ (\nu x)(\nu y)U &= (\nu y)(\nu x)U \end{aligned}$$

Note that  $(\nu x)(\nu x)U = (\nu x)U$  is derivable. As an example of use of the isolation operation, consider that it is always possible to bring all the  $\nu$  prefixes to the top level by making all the private domains distinct:  $(\nu x)tx \mid (\nu x)tx = (\nu x)tx \mid (\nu y)ty = (\nu x)(\nu y)(tx \mid ty)$ . This means that conflicts between local definitions can be resolved globally, while allowing local definition to be combined without consideration of global conflicts.

The *reduction* relation  $U_1 \rightarrow U_2$  describes a single step of system evolution; it is the smallest binary relation on  $U$  satisfying the rules below, where  $\leftrightarrow$  stands for two reduction rules in opposite directions. Its symmetric and transitive closure  $U_1 \rightarrow^* U_2$  describes multi-step system evolution. In the reduction rules, the *single-stranded waste*  $(t, x, xy)$  is automatically removed because it can be immediately identified as waste (as a consequence, the single strands  $t, x, xy$  need not be included in the syntax). Alternatively, we could have made the single-stranded waste explicit and introduced separate rules to remove it. The double-stranded waste instead has a special degradation rule because it requires a check over the whole double strand. The four basic reactions (exchange, coverage, cooperation) are depicted in Figure 16.

**Definition 3.** Reduction

$\underline{D}_1^\dagger t^\dagger x^\dagger t^\dagger D_2 \mid tx \leftrightarrow \underline{D}_1^\dagger tx^\dagger t^\dagger D_2 \mid xt$	Exchange
$\underline{D}_1^\dagger t^\dagger x^\dagger D_2 \mid tx \rightarrow \underline{D}_1^\dagger tx^\dagger D_2$	Left coverage
$\underline{D}_1^\dagger x^\dagger t^\dagger D_2 \mid xt \rightarrow \underline{D}_1^\dagger xt^\dagger D_2$	Right coverage
$\underline{D}_1^\dagger t^\dagger xy^\dagger t^\dagger D_2 \mid tx \mid yt \rightarrow \underline{D}_1^\dagger tx^\dagger yt^\dagger D_2$	Cooperation
$\underline{D} \rightarrow \phi \quad \text{if } \underline{D} \text{ not reactive}$	Waste
$U_1 \rightarrow U_2 \Rightarrow U_1 \mid U \rightarrow U_2 \mid U$	Dilution
$U_1 \rightarrow U_2 \Rightarrow (\nu x)U_1 \rightarrow (\nu x)U_2$	Isolation
$U_1 = U_2, U_2 \rightarrow U_3, U_3 = U_4 \Rightarrow U_1 \rightarrow U_4$	Well-mixing

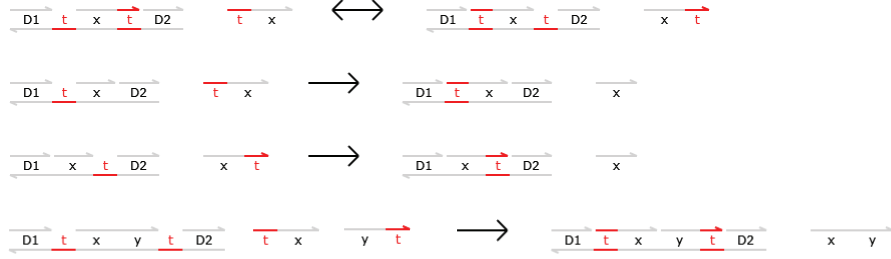


Fig. 16: The basic reactions ( $D1, D2$  are arbitrary or empty double strands).

A double strand  $\underline{D}$  is *reactive* if it can react in some context; that is, by the first four rules. Hence it must be of the form  $\underline{D_1^\dagger t^\dagger x t^\dagger D_2}$ ,  $\underline{D_1^\dagger t x^\dagger t^\dagger D_2}$ ,  $\underline{D_1^\dagger t^\dagger x^\dagger D_2}$ ,  $\underline{D_1^\dagger x^\dagger t^\dagger D_2}$ , or  $\underline{D_1^\dagger t^\dagger x y^\dagger t^\dagger D_2}$ . Among the unreactive (waste) double strands are thus  $\underline{t}$ ,  $\underline{x}$ ,  $\underline{xt}$ ,  $\underline{tx}$ ,  $\underline{xy}$ ,  $\underline{t^\dagger t}$ ,  $\underline{t^\dagger tx}$ ,  $\underline{xt^\dagger t}$ ,  $\underline{xt^\dagger ty}$ ,  $\underline{xt^\dagger t^\dagger ty}$ , etc. The Waste rule is really a convenience to simplify results of calculations; more generally, as commonly done in process algebra, one would instead eliminate unreactive components via an observational equivalence [8]. Two standard rules of process algebra reflect the assumption of diluted and well-mixed chemical soups [2, 3]. The Dilution rule says that adding some  $U$  to a soup  $U_1$  does not make it impossible for  $U_1$  to reduce as before (although  $U$  may enable additional reductions). The Well-mixing rule connects the reduction relation with the associativity/commutativity of  $=$ , implying that it is possible to mix the soup in order to bring 'distant' terms in syntactic contact (the reduction rules syntactically require interacting terms to be next to each other).

## 4 Correctness

If  $U_1 \rightarrow^* U_2$  then  $U_1$  may reduce to  $U_2$ , but it may also reduce to something else since  $\rightarrow^*$  is a relation. When  $U_1 \rightarrow^* U_2$  is used to state a correctness property of system reduction, we say that this is a *may-correctness* property: the system starting from  $U_1$  *may* reduce to  $U_2$ , but it may also wander in a different section of state space and never be able to get to  $U_2$  from there. A stronger property is *will-correctness*, indicated by  $U_1 \rightarrow^\forall U_2$ , and defined as  $\forall U, U_1 \rightarrow^* U \Rightarrow U \rightarrow^* U_2$ . This means that although  $U_1$  may wander to some  $U$  in some part of the state space, it *will* always find a path to  $U_2$  from there (it *cannot avoid* finding a path to  $U_2$ ). If  $U_1 \rightarrow^\forall U_2$  and  $U_2$  is the only terminal state, then we can say that  $U_1$  *must reduce* to  $U_2$ . But will-correctness does not imply that reduction necessarily terminates, and in particular if  $U \rightarrow^\forall U$  we can say that  $U$  is *reversible*. Since  $U_1 \rightarrow^* U_1$  holds by reflexivity, will-correctness implies may-correctness. All these properties are really examples of a large class of reachability properties that could be expressed in a temporal logic.

It is convenient in the next examples and proofs to use a more pictographic notation for nick algebra expressions, to highlight the positions of the toeholds.

We use the following abbreviations ( $\dagger$  is still needed in for  $x^\dagger y$ ):

**Definition 4.** Two-Domain Pictograms

$\ulcorner x$	for $tx$	<i>Signal</i>
$x\urcorner$	for $xt$	<i>Cosignal</i>
$\underline{D}\ulcorner x$	for $\underline{D}^\dagger tx$ (including $D = \phi$ )	Bound signal
$\ulcorner x \underline{D}$	for $x \underline{D}^\dagger$ (including $D = \phi$ )	Bound cosignal
$\underline{D}\ulcorner \underline{D}'$	for $\underline{D}^\dagger t^\dagger \underline{D}'$ (including $D = \phi$ or $D' = \phi$ )	Bottom toehold

For example, the transducer from Figure 3 can be written as:

$\underline{t}^\dagger x \underline{t}^\dagger a \underline{t}^\dagger a \mid ta \mid \underline{x}^\dagger t y^\dagger t a^\dagger t \mid yt$	explicit notation
$\underline{\ulcorner x \urcorner a \urcorner a} \mid \ulcorner a \mid \underline{\ulcorner x \urcorner y \urcorner a \urcorner} \mid y\urcorner$	pictogram notation

### May-correctness for populations

We now show that the transducer *may* work correctly. Because of their chemical origin, all components come in populations of identical molecules, and any private domain can only be private to a population, and not to an individual molecule. Hence we need to show that a populations of transducers, all sharing the same private domain, *may* map an input population to a desired output population. We use  $U^n$  as an abbreviation for  $n$  copies of  $U$  in parallel ( $\mid \mid$ ).

**Proposition 5.** *Transducer  $T_{xy}^n$  May-Correctness*

Let  $T_{xy}^n = (\forall a)((\underline{\ulcorner x \urcorner a \urcorner a} \mid \ulcorner a \mid \underline{\ulcorner x \urcorner y \urcorner a \urcorner} \mid y\urcorner)^n)$ ,  
then  $T_{xy}^n \mid \ulcorner x^n \rightarrow^* \ulcorner y^n$ .

*Proof.* Let  $T_{xay} = \underline{\ulcorner x \urcorner a \urcorner a} \mid \ulcorner a \mid \underline{\ulcorner x \urcorner y \urcorner a \urcorner} \mid y\urcorner$  for  $a \neq x, y$ , so that  $T_{xy}^n = (\forall a)((T_{xay})^n)$ . We first show that  $T_{xay} \mid \ulcorner x \rightarrow^* \ulcorner y$ .

$$\begin{aligned}
& T_{xay} \mid \ulcorner x \\
&= \underline{\ulcorner x \urcorner a \urcorner a} \mid \ulcorner a \mid \underline{\ulcorner x \urcorner y \urcorner a \urcorner} \mid y\urcorner \mid \ulcorner x \\
&\leftrightarrow \ulcorner x \underline{\ulcorner a \urcorner a} \mid \ulcorner a \mid \underline{\ulcorner x \urcorner y \urcorner a \urcorner} \mid y\urcorner \mid x\urcorner \\
&\leftrightarrow \ulcorner x \ulcorner a \urcorner a \mid \underline{\ulcorner x \urcorner y \urcorner a \urcorner} \mid y\urcorner \mid x\urcorner \mid a\urcorner \\
&\leftrightarrow \ulcorner x \ulcorner a \urcorner a \mid \underline{\ulcorner x \urcorner y \urcorner a \urcorner} \mid y\urcorner \mid x\urcorner \mid \ulcorner a \\
&\rightarrow \ulcorner x \ulcorner a \ulcorner a \mid \underline{\ulcorner x \urcorner y \urcorner a \urcorner} \mid y\urcorner \mid x\urcorner \\
&\rightarrow \underline{\ulcorner x \urcorner y \urcorner a \urcorner} \mid y\urcorner \mid x\urcorner \\
&\leftrightarrow \underline{\ulcorner x \urcorner y \urcorner a \urcorner} \mid x\urcorner \mid \ulcorner y \\
&\rightarrow \underline{\ulcorner x \urcorner y \urcorner a \urcorner} \mid \ulcorner y \\
&\rightarrow \ulcorner y
\end{aligned}$$

Hence  $(T_{xay} \mid \ulcorner x)^n \rightarrow^* \ulcorner y^n$  by induction,  $(T_{xay})^n \mid \ulcorner x^n \rightarrow^* \ulcorner y^n$  by associativity,  $(\forall a)((T_{xay})^n \mid \ulcorner x^n) \rightarrow^* (\forall a)\ulcorner y^n$  by isolation, and  $T_{xy}^n \mid \ulcorner x^n \rightarrow^* \ulcorner y^n$  by  $\vee$ -equivalence and by  $T_{xy}^n$  definition.  $\square$

We can similarly check the may-correctness of fork and join gates:

**Proposition 6.** *Fork  $F_{xyz}^n$  May-Correctness*



Let  $F_{xyz}^n = (\forall a)((\underline{x\gamma a\gamma a} \mid \ulcorner a \mid \underline{x\ulcorner z\ulcorner y\ulcorner a\ulcorner} \mid z\ulcorner \mid y\ulcorner)^n)$ ,  
 then  $F_{xyz}^n \mid \ulcorner x^n \rightarrow^* \ulcorner y^n \mid \ulcorner z^n$ .

*Proof.* Let  $F_{xyz} = \underline{x\gamma a\gamma a} \mid \ulcorner a \mid \underline{x\ulcorner z\ulcorner y\ulcorner a\ulcorner} \mid z\ulcorner \mid y\ulcorner$  for  $a \neq x, y, z$ , so that  $F_{xyz}^n = (\forall a)((F_{xyz})^n)$ . We first show that  $F_{xyz} \mid \ulcorner x \rightarrow^* \ulcorner y \mid \ulcorner z$ .

$$\begin{aligned}
 & F_{xyz} \mid \ulcorner x \\
 &= \underline{x\gamma a\gamma a} \mid \ulcorner a \mid \underline{x\ulcorner z\ulcorner y\ulcorner a\ulcorner} \mid z\ulcorner \mid y\ulcorner \mid x\ulcorner \\
 &\leftrightarrow \underline{\ulcorner x\ulcorner a\ulcorner a} \mid \ulcorner a \mid \underline{x\ulcorner z\ulcorner y\ulcorner a\ulcorner} \mid z\ulcorner \mid y\ulcorner \mid x\ulcorner \\
 &\leftrightarrow \underline{\ulcorner x\ulcorner a\ulcorner a} \mid \underline{x\ulcorner z\ulcorner y\ulcorner a\ulcorner} \mid z\ulcorner \mid y\ulcorner \mid x\ulcorner \mid a\ulcorner \\
 &\leftrightarrow \underline{\ulcorner x\ulcorner a\ulcorner a} \mid \underline{x\ulcorner z\ulcorner y\ulcorner a\ulcorner} \mid z\ulcorner \mid y\ulcorner \mid x\ulcorner \mid \ulcorner a \\
 &\rightarrow \underline{\ulcorner x\ulcorner a\ulcorner a} \mid \underline{x\ulcorner z\ulcorner y\ulcorner a\ulcorner} \mid z\ulcorner \mid y\ulcorner \mid x\ulcorner \\
 &\rightarrow \underline{x\ulcorner z\ulcorner y\ulcorner a\ulcorner} \mid z\ulcorner \mid y\ulcorner \mid x\ulcorner \\
 &\leftrightarrow \underline{x\ulcorner z\ulcorner y\ulcorner a\ulcorner} \mid z\ulcorner \mid x\ulcorner \mid \ulcorner y \\
 &\leftrightarrow \underline{x\ulcorner z\ulcorner y\ulcorner a\ulcorner} \mid x\ulcorner \mid \ulcorner y \mid \ulcorner z \\
 &\rightarrow \underline{x\ulcorner z\ulcorner y\ulcorner a\ulcorner} \mid \ulcorner y \mid \ulcorner z \\
 &\rightarrow \mid \ulcorner y \mid \ulcorner z
 \end{aligned}$$

Hence  $(F_{xyz} \mid \ulcorner x)^n \rightarrow^* (\ulcorner y \mid \ulcorner z)^n$  by induction,  $(F_{xyz})^n \mid \ulcorner x^n \rightarrow \ulcorner y^n \mid \ulcorner z^n$  by associativity,  $(\forall a)((F_{xyz})^n \mid \ulcorner x^n) \rightarrow^* (\forall a)(\ulcorner y^n \mid \ulcorner z^n)$  by isolation, and  $F_{xyz}^n \mid \ulcorner x^n \rightarrow^* \ulcorner y^n \mid \ulcorner z^n$  by  $\nu$ -equivalence and by  $F_{xyz}^n$  definition.  $\square$

**Proposition 7.** *Join  $J_{xyz}^n$  May-Correctness*

Let  $J_{xyz}^n = (\forall a)(\forall b)((\underline{x\gamma y\ulcorner a\gamma a} \mid \ulcorner a \mid \underline{x\ulcorner b\ulcorner z\ulcorner a\ulcorner} \mid b\ulcorner \mid z\ulcorner \mid \underline{b^\dagger y\ulcorner})^n)$ ,  
 then  $J_{xyz}^n \mid \ulcorner x^n \mid \ulcorner y^n \rightarrow^* \ulcorner z^n$ .

*Proof.* Let  $J_{xyz} = \underline{x\gamma y\ulcorner a\gamma a} \mid \ulcorner a \mid \underline{x\ulcorner b\ulcorner z\ulcorner a\ulcorner} \mid b\ulcorner \mid z\ulcorner \mid \underline{b^\dagger y\ulcorner}$  for  $a \neq x, y, z$ , so that  $J_{xyz}^n = (\forall a)((J_{xyz})^n)$ . We first show that  $J_{xyz} \mid \ulcorner x \mid \ulcorner y \rightarrow^* \ulcorner z$ .

$$\begin{aligned}
 & J_{xyz} \mid \ulcorner x \mid \ulcorner y \\
 &= \underline{x\gamma y\ulcorner a\gamma a} \mid \ulcorner a \mid \underline{x\ulcorner b\ulcorner z\ulcorner a\ulcorner} \mid b\ulcorner \mid z\ulcorner \mid \underline{b^\dagger y\ulcorner} \mid \ulcorner x \mid \ulcorner y \\
 &\leftrightarrow \underline{\ulcorner x\ulcorner y\ulcorner a\ulcorner a} \mid \ulcorner a \mid \underline{x\ulcorner b\ulcorner z\ulcorner a\ulcorner} \mid b\ulcorner \mid z\ulcorner \mid \underline{b^\dagger y\ulcorner} \mid \ulcorner y \mid x\ulcorner \\
 &\leftrightarrow \underline{\ulcorner x\ulcorner y\ulcorner a\ulcorner a} \mid \ulcorner a \mid \underline{x\ulcorner b\ulcorner z\ulcorner a\ulcorner} \mid b\ulcorner \mid z\ulcorner \mid \underline{b^\dagger y\ulcorner} \mid x\ulcorner \mid y\ulcorner \\
 &\leftrightarrow \underline{\ulcorner x\ulcorner y\ulcorner a\ulcorner a} \mid \underline{x\ulcorner b\ulcorner z\ulcorner a\ulcorner} \mid b\ulcorner \mid z\ulcorner \mid \underline{b^\dagger y\ulcorner} \mid x\ulcorner \mid y\ulcorner \mid a\ulcorner \\
 &\leftrightarrow \underline{\ulcorner x\ulcorner y\ulcorner a\ulcorner a} \mid \underline{x\ulcorner b\ulcorner z\ulcorner a\ulcorner} \mid b\ulcorner \mid z\ulcorner \mid \underline{b^\dagger y\ulcorner} \mid x\ulcorner \mid y\ulcorner \mid \ulcorner a \\
 &\rightarrow \underline{\ulcorner x\ulcorner y\ulcorner a\ulcorner a} \mid \underline{x\ulcorner b\ulcorner z\ulcorner a\ulcorner} \mid b\ulcorner \mid z\ulcorner \mid \underline{b^\dagger y\ulcorner} \mid x\ulcorner \mid y\ulcorner \\
 &\rightarrow \underline{x\ulcorner b\ulcorner z\ulcorner a\ulcorner} \mid b\ulcorner \mid z\ulcorner \mid \underline{b^\dagger y\ulcorner} \mid x\ulcorner \mid y\ulcorner \\
 &\leftrightarrow \underline{x\ulcorner b\ulcorner z\ulcorner a\ulcorner} \mid b\ulcorner \mid \underline{b^\dagger y\ulcorner} \mid x\ulcorner \mid y\ulcorner \mid \ulcorner z \\
 &\leftrightarrow \underline{x\ulcorner b\ulcorner z\ulcorner a\ulcorner} \mid \underline{b^\dagger y\ulcorner} \mid x\ulcorner \mid y\ulcorner \mid \ulcorner z \mid \ulcorner b \\
 &\rightarrow \underline{x\ulcorner b\ulcorner z\ulcorner a\ulcorner} \mid \underline{b^\dagger y\ulcorner} \mid y\ulcorner \mid \ulcorner z \mid \ulcorner b \\
 &\rightarrow \underline{b^\dagger y\ulcorner} \mid y\ulcorner \mid \ulcorner z \mid \ulcorner b \\
 &\rightarrow \ulcorner z
 \end{aligned}$$

Hence  $(J_{xyz} \mid \ulcorner x \mid \ulcorner y)^n \rightarrow^* \ulcorner z^n$  by induction,  $(J_{xyz})^n \mid \ulcorner x^n \mid \ulcorner y^n \rightarrow^* \ulcorner z^n$  by associativity,  $(\forall a)((J_{xyz})^n \mid \ulcorner x^n \mid \ulcorner y^n) \rightarrow^* (\forall a)\ulcorner z^n$  by isolation, and  $J_{xyz}^n \mid \ulcorner x^n \mid \ulcorner y^n \rightarrow^* \ulcorner z^n$  by  $\nu$ -equivalence and by  $J_{xyz}^n$  definition.  $\square$

### Will-correctness for populations

Consider now the difficulties involved in proving more interesting properties. We would like a transducer, for example, to work correctly in ‘all possible contexts’, so that after proving its correctness we could use it freely in any larger circuit without worrying about unwanted interferences. Unfortunately that is just not true, because some context could absorb the  $y^\neg$  strand, which is public, and interfere with the transducer. One would have to consider instead ‘all possible contexts that do not interfere with  $y^\neg$ ’. This is a rather awkward notion: for compositionality one would have, for each component, to keep track of all the elements in the context that the component might be interfering with. Moreover, the transducer interferes with  $y^\neg$ , and hence it interferes with (another copy or another population of) itself.

Let us consider a simpler ‘progress’ property: that the transducer does not deadlock with itself. This can be expressed as a will-correctness property, that for any intermediate state  $U$ , if  $T_{xy}^n \mid tx^n \rightarrow^* U$  then  $U \rightarrow^* ty^n$ . This appears to require an induction on all possible intermediate configurations  $U$  for any  $n$ . Even for a fixed small  $n$ , the state space  $U$  can grow very large, which requires the use of automated state exploration tools. Note also that an induction on the length of  $\rightarrow^*$  is problematic because of the reversible exchange rule: infinite sequences of reductions exist in almost all systems. In a stochastic interpretation of reduction, actual convergence can often be achieved (with measure 1), and this is another challenging property to prove. Here we simply illustrate how to check a will-correctness property, for a single copy of a transducer:

**Proposition 8.**  $T_{xy}^1$  Will-Correctness

$T_{xy}^1 \mid \neg x \rightarrow^\forall \neg y$ . Moreover,  $\neg y$  is the only reachable terminal state.

*Proof.* We show that if  $T_{xy}^1 \mid \neg x \rightarrow^* U$  then  $U \rightarrow^* \neg y$ . We enumerate all distinct states  $U$ , up to algebraic equality, arising from  $T_{xy}^1 \mid \neg x$  by all possible traces, and then we check that each state can lead to  $\neg y$ . Assume  $x \neq y$ ; indentation means a branch in the derivation, with one continuation to the right and one continuation down at the same level of indentation.

01.  $(\forall a) \frac{\neg x^\neg a^\neg a \mid \neg a \mid x^\neg y^\neg a^\neg}{\neg y^\neg \mid \neg x}$
02.  $\leftrightarrow (\forall a) \frac{\neg x^\neg a^\neg a \mid \neg a \mid x^\neg y^\neg a^\neg}{\neg y^\neg \mid x^\neg}$
03.  $\leftrightarrow (\forall a) \frac{\neg x^\neg a^\neg a \mid x^\neg y^\neg a^\neg}{\neg y^\neg \mid x^\neg \mid a^\neg}$
04.  $\leftrightarrow (\forall a) \frac{\neg x^\neg a^\neg a \mid x^\neg y^\neg a^\neg}{\neg y^\neg \mid x^\neg \mid \neg a}$
05.  $\leftrightarrow (\forall a) \frac{\neg x^\neg a^\neg a \mid x^\neg y^\neg a^\neg}{\neg y^\neg \mid x^\neg}$
06.  $\rightarrow (\forall a) \frac{x^\neg y^\neg a^\neg}{\neg y^\neg \mid x^\neg}$
07.  $\leftrightarrow (\forall a) \frac{x^\neg y^\neg a^\neg}{x^\neg \mid \neg y}$
08.  $\leftrightarrow (\forall a) \frac{x^\neg y^\neg a^\neg}{\neg y}$
09.  $\rightarrow \neg y$
10.  $\leftrightarrow (\forall a) \frac{\neg x^\neg a^\neg a \mid x^\neg y^\neg a^\neg}{x^\neg \mid \neg y} \rightarrow 07$
11.  $\leftrightarrow (\forall a) \frac{\neg x^\neg a^\neg a \mid x^\neg y^\neg a^\neg}{\neg y} \rightarrow 08$
12.  $\leftrightarrow (\forall a) \frac{\neg x^\neg a^\neg a \mid \neg y}{\neg y} \rightarrow 09$
13.  $\leftrightarrow (\forall a) \frac{\neg x^\neg a^\neg a \mid x^\neg y^\neg a^\neg}{x^\neg \mid \neg a \mid \neg y} \leftrightarrow 10$

$$14. \leftrightarrow (\forall a) \overline{\ulcorner x \urcorner a \urcorner a} \mid \overline{\ulcorner x \urcorner y \urcorner a \urcorner} \mid \ulcorner a \urcorner \mid \ulcorner y \urcorner \quad \leftrightarrow 11$$

$$15. \leftrightarrow (\forall a) \overline{\ulcorner x \urcorner a \urcorner a} \mid \overline{\ulcorner a \urcorner} \mid \ulcorner y \urcorner \quad \leftrightarrow 12$$

All other states (up to algebraic equality) can be reduced to these states by well-mixing. We can then check that all these states have a path to state 9. The case for  $x = y$  is similar: the state graphs is the same because, as can be seen above, there is never both an  $x$  redex and a different  $y$  redex in the same state, and when two  $x$  signals or cosignals can be chosen, it does not matter which one is chosen, by well-mixing.  $\square$

### The wisdom of crowds

When composing transducers, the may-correctness property  $T_{xy}^n \mid T_{yz}^n \mid \ulcorner x^n \urcorner \rightarrow^* \ulcorner z^n \urcorner$  follows simply from Proposition 5, but even just the will-correctness property  $T_{xy}^1 \mid T_{yz}^1 \mid \ulcorner x \urcorner \rightarrow^\forall \ulcorner z \urcorner$  (including  $x = z$  and  $y = z$  and  $x = y = z$ ) does not follow from Proposition 8, and requires the analysis of a product state space. For example,  $T_{xy}^1 \mid T_{yx}^1$  can absorb the inputs  $\ulcorner x \urcorner \mid \ulcorner y \urcorner$  sequentially (converting  $\ulcorner x \urcorner$  to a second  $\ulcorner y \urcorner$  and then  $\ulcorner y \urcorner$  to  $\ulcorner x \urcorner$ ) or in parallel (each transducer starting to process an input before producing an output). In fact, consider the following transducer that uses a public ‘ $a$ ’ domain instead of a private one, and therefore is prone to interference:

$$T_{xay} = \overline{\ulcorner x \urcorner a \urcorner a} \mid \ulcorner a \urcorner \mid \overline{\ulcorner x \urcorner y \urcorner a \urcorner} \mid \ulcorner y \urcorner$$

$T_{xay}$  by itself satisfies may and will-correctness as shown above for  $T_{xy}^1$ , and so does  $T_{yax}$ . But the two together do not satisfy the will-correctness property of just producing  $\ulcorner x \urcorner$  on input  $\ulcorner x \urcorner$ , because the following ‘crosstalk’ derivation is possible, where in the third step  $a \urcorner$  goes to the ‘wrong’ gate:

$$\begin{aligned} & T_{xay} \mid T_{yax} \mid \ulcorner x \urcorner \\ &= \overline{\ulcorner x \urcorner a \urcorner a} \mid \ulcorner a \urcorner \mid \overline{\ulcorner x \urcorner y \urcorner a \urcorner} \mid \ulcorner y \urcorner \mid \overline{\ulcorner y \urcorner a \urcorner a} \mid \ulcorner a \urcorner \mid \overline{\ulcorner y \urcorner x \urcorner a \urcorner} \mid \ulcorner x \urcorner \mid \ulcorner x \urcorner \\ &\leftrightarrow \overline{\ulcorner x \urcorner a \urcorner a} \mid \ulcorner a \urcorner \mid \overline{\ulcorner x \urcorner y \urcorner a \urcorner} \mid \ulcorner y \urcorner \mid \overline{\ulcorner y \urcorner a \urcorner a} \mid \ulcorner a \urcorner \mid \overline{\ulcorner y \urcorner x \urcorner a \urcorner} \mid \ulcorner x \urcorner \mid \ulcorner x \urcorner \\ &\leftrightarrow \overline{\ulcorner x \urcorner a \urcorner a} \mid \overline{\ulcorner x \urcorner y \urcorner a \urcorner} \mid \ulcorner y \urcorner \mid \overline{\ulcorner y \urcorner a \urcorner a} \mid \ulcorner a \urcorner \mid \overline{\ulcorner y \urcorner x \urcorner a \urcorner} \mid \ulcorner x \urcorner \mid \ulcorner x \urcorner \mid a \urcorner \\ &\leftrightarrow \overline{\ulcorner x \urcorner a \urcorner a} \mid \overline{\ulcorner x \urcorner y \urcorner a \urcorner} \mid \ulcorner y \urcorner \mid \overline{\ulcorner y \urcorner a \urcorner a} \mid \ulcorner a \urcorner \mid \overline{\ulcorner y \urcorner x \urcorner a \urcorner} \mid \ulcorner x \urcorner \mid \ulcorner x \urcorner \mid \ulcorner a \urcorner \\ &\rightarrow \overline{\ulcorner x \urcorner a \urcorner a} \mid \overline{\ulcorner x \urcorner y \urcorner a \urcorner} \mid \ulcorner y \urcorner \mid \overline{\ulcorner y \urcorner a \urcorner a} \mid \ulcorner a \urcorner \mid \overline{\ulcorner y \urcorner x \urcorner a \urcorner} \mid \ulcorner x \urcorner \mid \ulcorner x \urcorner \\ &\rightarrow \overline{\ulcorner x \urcorner y \urcorner a \urcorner} \mid \ulcorner y \urcorner \mid \overline{\ulcorner y \urcorner a \urcorner a} \mid \ulcorner a \urcorner \mid \overline{\ulcorner y \urcorner x \urcorner a \urcorner} \mid \ulcorner x \urcorner \mid \ulcorner x \urcorner \\ &\leftrightarrow \overline{\ulcorner x \urcorner y \urcorner a \urcorner} \mid \ulcorner y \urcorner \mid \overline{\ulcorner y \urcorner a \urcorner a} \mid \ulcorner a \urcorner \mid \overline{\ulcorner y \urcorner x \urcorner a \urcorner} \mid \ulcorner x \urcorner \mid \ulcorner x \urcorner \\ &\rightarrow \overline{\ulcorner x \urcorner y \urcorner a \urcorner} \mid \overline{\ulcorner y \urcorner a \urcorner a} \mid \ulcorner a \urcorner \mid \overline{\ulcorner y \urcorner x \urcorner a \urcorner} \mid \ulcorner x \urcorner \mid \ulcorner x \urcorner \\ &\rightarrow \overline{\ulcorner x \urcorner y \urcorner a \urcorner} \mid \overline{\ulcorner y \urcorner a \urcorner a} \mid \ulcorner a \urcorner \mid \ulcorner x \urcorner \mid \ulcorner x \urcorner \end{aligned}$$

The last state is final (no further progress can be made), and is not just the expected  $\ulcorner x \urcorner$  (which can be obtained by a different derivation). Moreover, no  $\ulcorner y \urcorner$  is ever produced. The system is deadlocked in a state where the expected output  $\ulcorner x \urcorner$  has been produced, but many other active components have been left to interfere with future operation. However, that last state, if supplied with an additional  $\ulcorner y \urcorner$ , then unblocks and reduces just to  $\ulcorner y \urcorner \mid \ulcorner x \urcorner$ . Hence, although  $T_{xay} \mid T_{yax} \mid \ulcorner x \urcorner \not\rightarrow^\forall \ulcorner x \urcorner$ , we have that  $T_{xay} \mid T_{yax} \mid \ulcorner x \urcorner \mid \ulcorner y \urcorner \rightarrow^\forall \ulcorner x \urcorner \mid \ulcorner y \urcorner$  (a formal proof of this fact requires analyzing 115 states and 410 transitions, but DSD [9]

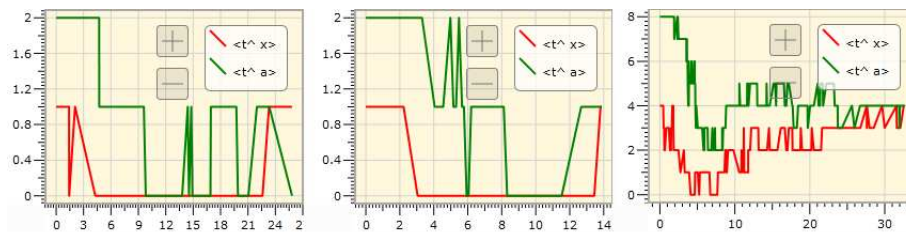


Fig. 17: Interfering Transducers

and PRISM [7] can build the full state space of the system and show that it has a single terminal state corresponding to  $\tau x \mid \tau y$ ).

Now consider a system with two pairs of transducers:  $T_{xay}^2 \mid T_{yax}^2 \mid \tau x^2$ . One pair may deadlock as described above, but the other pair may proceed correctly, producing  $\tau y$  as an intermediate result. That  $\tau y$  can unblock the first pair, so that both pairs terminate correctly. That means that a large population of such gates in practice does not deadlock easily over an input population of  $\tau x$ : each pair of stuck gates can be unblocked by another pair correctly producing a  $\tau y$ , and it is very unlikely that a large fraction of gates ends up being blocked, as shown next.

The graphs in Figure 17 show individual runs of stochastic simulation in DSD [9], with continuous time on the horizontal axis and discrete number of copies on the vertical axis (all stochastic rates are set to 1.0). The left graph is a simulation of one pair of transducers ( $T_{xay} \mid T_{yax} \mid \tau x$ ); this is a correct execution because when the simulation stops we are left with one  $\tau x$  ( $\langle t^x \rangle$  in the legend) and zero  $\tau a$  ( $\langle t^a \rangle$  in the legend). The middle graph shows an incorrect execution of the same system, where one  $\tau a$  (and other components not plotted) is left at the end. The right graph shows the simulation of a system with four pairs of transducers ( $T_{xay}^4 \mid T_{yax}^4 \mid \tau x^4$ ), in the already *rare* case where all four pairs have deadlocked, leaving four copies of  $\tau a$ . If we take a larger population of gates ( $T_{xay}^{100} \mid T_{yax}^{100} \mid \tau x^{100}$  in Figure 18 left) we obtain that virtually all runs execute correctly or nearly so. This can be verified also by numerical simulation of the corresponding Ordinary Differential Equation system (Figure 18 right, obtained by selecting a different simulation option in DSD, where the vertical axis is now continuous and represents concentrations), showing that the concentration of deadlocking gates, as indicated by  $\tau a$ , tends asymptotically to zero.

This “wisdom of crowds” phenomenon, where wrong designs perform practically correctly, is an interesting system property that is worth analyzing and possibly exploiting. Gate designs that are “logically wrong” due to interference may deadlock in small populations, but large populations (of the kind usually found in chemical systems) may still converge to an almost-correct solution with high probability. Since the logically wrong designs are often more economical, there may be reasons for using them. For relatively small systems, the exact probability of correct termination (at a given time point) can be com-

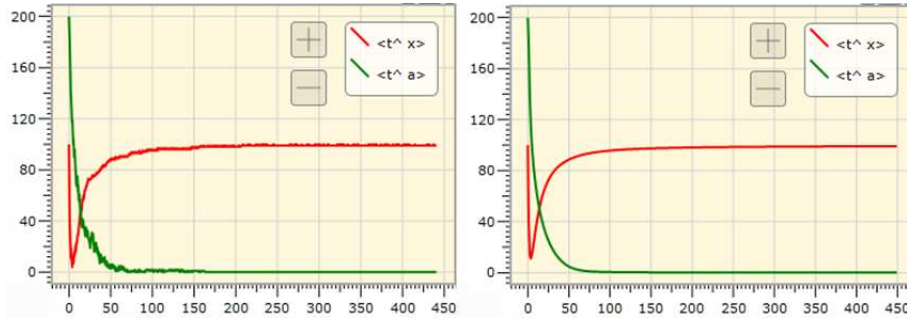
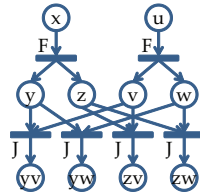
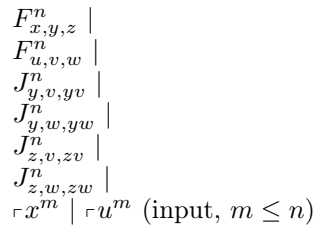


Fig. 18: The wisdom of crowds

puted automatically by probabilistic modelchecking, with tools such as PRISM [7]. Otherwise, asymptotic behavior can be investigated by stochastic or ODE simulation as shown above.

## 5 Testing

Gate and circuits designs have been tested with the DSD tool [9]. We give a simple example here, testing a combination of two fork and four join gates in the following configuration, where  $yv$ ,  $yw$ ,  $zv$ ,  $zw$  are four output domains (i.e.,  $yv$  does not mean  $y.v$  in this section).



The DSD script for this example is listed in Figure 19. Since fork and join gates accept inputs and produce outputs in a specific order, one should not expect identical rates of production of  $yv, yw, zv, zw$ . (If desired, one can mix populations of symmetric gates, to achieve symmetric behavior.) In Figure 20 we see an Ordinary Differential Equations simulation with unit rates for toehold binding and unbinding, and with concentrations of 1.0 for the input signals and 10.0 for the gates; hence 10% of each gates is consumed during the computation. The system has a total of 54 single strand species, 108 double strand species, and 172 reactions, and therefore 162 ODEs. At time 3 (left),  $yv$  is ahead out of the gates, with  $zw$  trailing last. At time 300 (right) the computation has reached 90% completion with similar output quantities approaching the expected 0.5 concentration. One can further use the tool to examine the trajectories of all the species in the system to check that no deadlock occurs, and that all the structures are turned to output or to waste.

This script can be run from a browser in DSD version 0.13 with ‘deterministic’ simulation ([9], <http://lepton.research.microsoft.com/webdna>). For reference, it contains the parametric definitions of transducer gates (T, Figure 3), catalytic gates (C, Figure 7), fork gates (F, Figure 6) and join gates (J, Figure 8), although it then uses only fork and join gates.

```

directive sample 300.0 1000
directive plot <t^ yv>; <t^ yw>; <t^ zv>; <t^ zw>
new t@1.0,1.0

def T(N, x, y) = new a
(N * <t^ a> | N * <y t^>
 | N * t^*: [x t^]: [a t^]: [a]
 | N * [x]: [t^ y]: [t^ a]: t^* )

def C(N, x, y, z) = new a
(N * <t^ a> | N * <z t^>
 | N * t^*: [x t^]: [y t^]: [a t^]: [a]
 | N * [x]: [t^ z]: [t^ y]: [t^ a]: t^* )

def F(N, x, y, z) = new a
(N * <t^ a> | N * <y t^> | N * <z t^>
 | N * t^*: [x t^]: [a t^]: [a]
 | N * [x]: [t^ z]: [t^ y]: [t^ a]: t^* )

def J(N, x, y, z) = new a new b
(N * <t^ a> | N * <b t^> | N * <z t^>
 | N * t^*: [x t^]: [y t^]: [a t^]: [a]
 | N * [x]: [t^ b]: [t^ z]: [t^ a]: t^*
 | N * t^*: [b y]: t^* )

(F(10, x, y, z) | F(10, u, v, w) | J(10, y, v, yv)
 | J(10, y, w, yw) | J(10, z, v, zv) | J(10, z, w, zw)
 | 1 * <t^ x> | 1 * <t^ u> )

```

Fig. 19: DSD script for fork/join circuit.

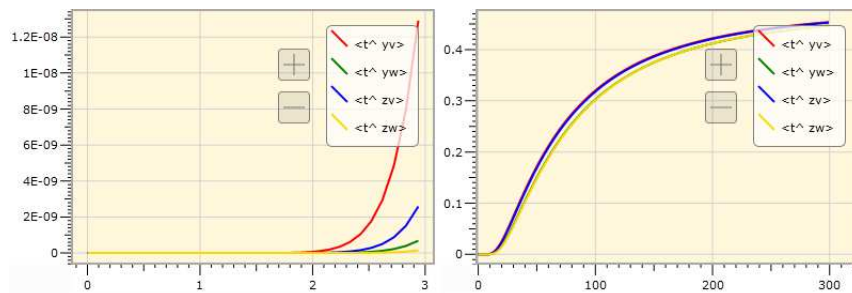


Fig. 20: Testing a fork/join circuit.

## 6 Conclusions

We have shown how to implement fork and join gates via simple two-domain structures, and how to implement them in a ‘clean’ way that automatically removes all active garbage. We have provided a formal framework where we can perform calculations and study such questions, and we have discussed some simple correctness definitions and some complex behavioral properties. A formal proof of absence of gate interference under all possible combinations and numbers of gates and inputs will require an extensive amount of case analysis, which likely needs to be automated, as well as the identification of appropriate invariants. Alternatively, one may gain confidence in the designs by simulation testing.

## Acknowledgments

Figures were prepared with the DSD tool [9]. I would like to thank the members of the Molecular Programming Project at Caltech and U.Washington for many tutorials and discussions, and an anonymous referee for raising the issues of reversible output release and related examples.

## References

- [1] Y. Benenson, T. Paz-Elizur, R. Adar, E. Keinan, Z. Livneh, E. Shapiro. Programmable and Autonomous Computing Machine made of Biomolecules. *Nature*, 414(22), November 2001.
- [2] G. Berry, G. Boudol. The Chemical Abstract Machine. *Proc. 17th POPL, ACM*, 81-94, 1989.
- [3] L. Cardelli. Strand Algebras for DNA Computing. *Natural Computing* 10(1) p. 407-428, 2011.
- [4] W. Fontana. Pulling Strings. *Science* 314(8), 2006.
- [5] S. J. Green, D. Lubrich, A. J. Turberfield. DNA Hairpins: Fuel for Autonomous DNA Devices. *Biophysical Journal* 91, October 2006, 2966–2975.
- [6] M. Hagiya. Towards Molecular Programming. In G. Ciobanu, G. Rozenberg, (Eds.) *Modelling in Molecular Biology*. Springer, 2004.
- [7] A. Hinton, M. Kwiatkowska, G. Norman, and D. Parker. PRISM: A tool for automatic verification of probabilistic systems. In H. Hermanns and J. Palsberg, editors, *Proc. 12th International Conference on Tools and Algorithms for the Construction and Analysis of Systems (TACAS’06)*, volume 3920 of LNCS, pages 441–444. Springer, 2006.

- 
- [8] R. Milner. *Communicating and Mobile Systems: The  $\pi$ -Calculus*. Cambridge University Press, 1999.
- [9] A. Phillips, L. Cardelli. A Programming Language for Composable DNA Circuits. *Journal of the Royal Society Interface*, 6:S419-S436, August 2009.
- [10] L. Qian, E. Winfree. A simple DNA gate motif for synthesizing large-scale circuits. *J. R. Soc. Interface*, doi: 10.1098/rsif.2010.0729, 2011.
- [11] G. Seelig, D. Soloveichik, D.Y. Zhang, E. Winfree. Enzyme-Free Nucleic Acid Logic Circuits. *Science* 314(8), 2006.
- [12] D. Soloveichik, G. Seelig, E. Winfree. DNA as a Universal Substrate for Chemical Kinetics. *PNAS* 107 no. 12, 5393-5398, 2010.
- [13] P. Yin, H. M. T. Choi, C. R. Calvert, N. A. Pierce. Programming biomolecular self-assembly pathways. *Nature* 451, 318-322, 2008.
- [14] B. Yurke, A.P. Mills Jr. Using DNA to Power Nanostructures. *Genetic Programming and Evolvable Machines archive* 4(2), 111 - 122, Kluwer, 2003.
- [15] D. Y. Zhang. Dynamic DNA strand displacement circuits. Dissertation (Ph.D.), California Institute of Technology. <http://resolver.caltech.edu/CaltechTHESIS:05262010-173410602>, 2010.
- [16] D. Y. Zhang. Cooperative Hybridization of Oligonucleotides. *J. Am. Chem. Soc.*, 2011, 133 (4), pp 1077–1086, 2010.
- [17] D. Y. Zhang, A. J. Turberfield, B. Yurke, E. Winfree. Engineering Entropy-driven Reactions and Networks Catalyzed by DNA. *Science*, 318:1121-1125, 2007.
- [18] D. Y. Zhang, G. Seelig. Dynamic DNA nanotechnology using strand-displacement reactions. *Nature Chemistry* 3, 103–113, 2011.
- [19] D. Y. Zhang, E. Winfree. Control of DNA Strand Displacement Kinetics Using Toehold Exchange. *J. Am. Chem. Soc.*, 131 (47), 17303–17314, 2009.